



Arizona Casters Equipment and Wheels, Inc.

3329 N. 24th Street

Phoenix, AZ 85016

www.arizonacasters.com

sales@azcasters.com

WE OFFER SPECIAL
ORDERS FROM ALL
OUR VENDORS UPON
REQUEST. WE CAN
FIND WHAT YOU ARE
LOOKING FOR.

**Catalog items are in
stock and ready for
purchase.**

Stock Catalog

2018

Table of Contents

| Product | Page |
|--|-------------|
| Casters 101 | <u>3</u> |
| Furniture Casters | <u>4</u> |
| Wheels | <u>5</u> |
| 1 2" Wheels | <u>6</u> |
| 2 3" Wheels | <u>7</u> |
| 3 3.5" Wheels | <u>8</u> |
| 4 4" Wheels | <u>9</u> |
| 5 5" Wheels | <u>10</u> |
| 6 6" Wheels | <u>11</u> |
| Heavy Duty Wheels | <u>12</u> |
| 7 3.25 x 2 Wheels | <u>13</u> |
| 8 4 x 2 Wheels | <u>14</u> |
| 9 5 x 2 Wheels | <u>15</u> |
| 10 6 x 2 Wheels | <u>16</u> |
| 11 8 x 2 Wheels | <u>17</u> |
| Pre-Built Threaded Stem Casters | <u>18</u> |
| 12 5/16 Threaded Stems | <u>19</u> |
| 13 3/8 Threaded Stem | <u>20</u> |
| 14 1/2-13 Threaded Stem | <u>21</u> |
| Pre-Built Grip Ring | <u>22</u> |
| 15 7/16 Grip Ring | <u>23</u> |
| Pre-Built Plate Mount | <u>24</u> |
| 16 Pre-Built Plate Mount 1.5 | <u>25</u> |
| 17 Pre-Built Plate Mount 2" | <u>26</u> |
| 18 Pre-Built Plate 2.5" | <u>27</u> |
| 19 Pre-Built Plate Mount 3" | <u>28</u> |
| 20 Pre-Built Plate Mount 4" | <u>29</u> |
| 21 Pre-Built Plate Mount 5" | <u>30</u> |
| 22 Pre-Built Plate Mount 6" | <u>31</u> |
| Flat Free Tires | <u>32</u> |

Table of Contents

| Product | Page |
|------------------------------|---------------------------|
| Pneumatic Tires | <u>34</u> |
| V-Grooves | <u>36</u> |
| Furniture Movers | <u>38</u> |
| Specialty Movers | <u>40</u> |
| Hand Trucks | <u>42</u> |
| Appliance Hand Trucks | <u>44</u> |

Caster & Catalog Information

- Photos are for informational purposes only. Actual product may vary slightly.
- Many mounting sizes available.
- Many bearing sizes available.

Common Mounting Options

- Plate Mount (Swivel or Rigid)
- Grip Ring
- Threaded Stem
- Wood Stem
- Ladder Stem
- Round Stem
- Square Stem
- Hollow Rivet
- Expandable Adapter

Brake Options

- Total Lock
- Side
- Tech Lock

Things to Consider When Choosing a Caster...

What is the load weight?

- *The total weight at maximum capacity.*

What is the floor surface?

- *Asphalt, brick, tile, concrete, hardwood, steel, carpeting, etc.*

What are the environmental conditions?

- *Dirt, grease, water, dust, temperature, chemicals, etc.*

Special Requirements?

- *V-Groove, U-Groove, tubular mount, special plate size, square mount, height requirement, etc.*



A Special Note on Furniture Casters...

- Many size stems available (Grip, Threaded, Plate, Etc.)
- Color Options: Tan, Black, Chrome
- Wheel Sizes Include: 45mm, 50mm, 60mm, 75mm, 100mm

Below is a sample of some of the options available.



| | Code | Capacity | Description | Price |
|--|--------|----------|---|---------|
| | L1661 | 175 | | \$10.65 |
| | L1664 | 175 | 100MM Black Twin Urethane Wheel w/ Brake | \$17.40 |
|  | L1604 | 90 | 50 MM Black Twin Urethane Wheel (Many Stem Options Available) | \$4.35 |
|  | L1604S | 90 | 50MM Black Twin Urethane Wheel with 7/16 Grip Ring | \$4.35 |
|  | L1604B | 90 | 50MM Black Twin Urethane Wheel w/ Brake | \$5.45 |
|  | L1606S | 90 | 50MM Chrome Twin Urethane Wheel with 7/16 Grip Ring | \$4.70 |
|  | L1601S | 90 | 50MM Tan Twin Urethane Wheel with 7/16 Grip Ring | \$4.35 |
| | L1630S | 130 | 60MM Black Twin Urethane Wheel w/ 7/16 Grip Ring | \$5.25 |
| | L1631 | 130 | 60MM Chrome Twin Urethane Wheel | \$5.45 |
| | L1650 | 150 | 75MM Black Twin Urethane Wheel | \$7.15 |
| | L1645 | 150 | 75MM Black Twin Urethane Wheel w/ Brake | \$9.05 |

WHEELS



LIGHT DUTY 2" WHEELS






2"

| | Code | Capacity | Description | Price |
|--|--------|----------|---------------------------------------|--------|
|  | P2300 | 125 | 2 x 1 Black Poly Wheel, 1/4" Bore | \$3.25 |
|  | SH2305 | 75 | 2 x 1 Black Rubber Wheel, 1/4" Bore | \$2.20 |
| | P2301 | 125 | 2 x 1 Soft Grey Poly Wheel, 1/4" Bore | \$3.25 |
| | C2302 | 80 | 2 x 1 Black Poly Wheel, 5/16 Bore | \$2.90 |
| | O2300 | 150 | Skate Wheel, 5/16 Bore | \$2.80 |



MEDIUM DUTY 3" WHEELS







3"

| | Code | Capacity | Description | Price |
|---|-------|----------|---------------------------------------|--------|
|  | D2534 | 250 | 3 x 1.25 PolyPro Black w/ Tread Guard | \$6.00 |
|  | P2313 | 260 | 3 x 1.25 Maroon Polymadic Wheel | \$6.00 |
|  | P2314 | 275 | 3 x 1.25 Grey Infiniti Wheel | \$6.00 |
|  | P2317 | 220 | 3 x 1.25 Hard Rubber Wheel | \$3.55 |
|  | R4302 | 325 | 3 x 1.25 Polyolefin Wheel | \$6.00 |



MEDIUM DUTY 3.5" WHEELS

3.5"

| | Code | Capacity | Description | Price |
|--|-------|----------|-----------------------------------|--------|
|  | J2321 | 250 | 3.5 x 1.5 PolyLoc | \$6.75 |
|  | J2322 | 225 | 3.5 x 1.25 Advantage TPR | \$6.75 |
|  | P2320 | 350 | 3.5 x 1.25 Nomadic Wheel | \$6.75 |
|  | P2322 | 325 | 3.5 x 1.25 Maroon Polymadic Wheel | \$6.75 |
|  | P2323 | 300 | 3.5 x 1.25 Hard Rubber Wheel | \$4.35 |
|  | R4303 | 340 | 3.5 x 1.25 Polyolefin Wheel | \$6.75 |





MEDIUM DUTY 4" WHEELS

4"

| | Code | Capacity | Description | Price |
|--|-------|----------|--|--------|
|  | C2612 | 325 | 4 x 1.25 Maroon Polymadic Wheel | \$6.50 |
|  | J2608 | 300 | 4 x 1.25 Advantage TPR, Flat Tread Wheel | \$6.50 |
|  | J2611 | 250 | 4 x 1.25 Advantage TPR, Round Tread, Wheel | \$6.50 |
|  | P2592 | 300 | 4 x 1.25 Black Poly w/ Tread Guards Wheel | \$6.50 |
|  | P2598 | 300 | 4 x 1.25 Grey Infinity Wheel | \$6.50 |
|  | P2599 | 300 | 4 x 1.25 Black Rubber Wheel | \$4.80 |
|  | R4308 | 350 | 4 x 1.25 Black Polyolefin Wheel | \$6.50 |







MEDIUM DUTY 5" WHEELS

| | Code | Capacity | Description | Price |
|--|----------|----------|--|--------|
|  | J2626 | 250 | 5 x 1.25 Grey Round Tread Wheel | \$7.45 |
|  | J2628 | 325 | 5 x 1.25 Advantage TPR, Flat Tread Wheel | \$7.45 |
|  | P2622 | 350 | 5 x 1.25 PolyPro w/ Thread Guards Wheel | \$7.45 |
|  | P2625-HR | 350 | 5 x 1.25 Hard Rubber Wheel | \$5.40 |
|  | P2625-SR | 350 | 5 x 1.25 Soft Rubber Wheel | \$5.40 |
|  | P2626 | 300 | 5 x 1.25 Grey Infiniti Wheel | \$7.45 |
|  | P2629 | 450 | 5 x 1.25 Black Polyolefin Wheel | \$7.45 |
|  | P2630 | 300 | 5 x 1.25 Maroon Polymadic Wheel | \$7.45 |



MEDIUM DUTY 6" WHEELS

6"




| | Code | Capacity | Description | Price |
|--|-------|----------|---------------------------------------|-------|
|  | D2688 | 450 | 6 x 1.5 Polyolefin Wheel, 1/2 Bore | 9.80 |
|  | D2689 | 300 | 6.25 x 1.25 Cushion Ride Wheel | 13.65 |
|  | D2690 | 350 | 6 x 1.25 PolyPro Black Wheel | 9.80 |
|  | J2634 | 300 | 6 x 1.25 ThermoPro, Round Tread Wheel | 9.80 |

HEAVY DUTY WHEELS



HEAVY DUTY 3.25 x 2 WHEELS






3.25"

| | Code | Capacity | Description | Price |
|--|-------|----------|------------------------------|-------|
|  | D2602 | 700 | 3.25 x 2 Phenolic Wheel | 7.40 |
|  | D2603 | 700 | 3.25 x 2 Steel Wheel | 8.70 |
|  | D2605 | 600 | 3.25 x 2 Poly on Steel Wheel | 14.15 |



HEAVY DUTY 4 X 2 WHEELS





4"

| | Code | Capacity | Description | Price |
|--|-----------|----------|-----------------------------------|-------|
|  | D2614 | 800 | 4 x 2 Phenolic Wheel | 9.45 |
|  | DSW4X2TPD | 300 | 4 x 2 ThermaPro Donut Tread Wheel | 13.70 |
|  | JP2616 | 350 | 4 x 2 Ecoforma Flat Tread Wheel | 13.70 |
| | JP2618 | 500 | 4 x 2 PolyKat | 12.90 |
|  | P2614 | 350 | 4 x 2 Rubber on Steel Wheel | 7.20 |
|  | P2617 | 700 | 4 x 2 Steel Wheel | 13.85 |
| | P2619 | 800 | 4 x 2 Polyon Steel Wheel | 13.10 |



HEAVY DUTY 5 X 2 WHEELS





5"

| | Code | Capacity | Description | Price |
|--|----------|----------|------------------------------------|-------|
| | D2632 | 350 | 5 x 2 ThermoPro, Round Tread Wheel | 13.65 |
|  | D2635 | 800 | 5 x 2 Phenolic Wheel | 10.40 |
| | DSW5X2NM | 500 | 5 x 2 Nomadic Flat Tread Wheel | 14.65 |
| | DSW5X2PP | 600 | 5 X 2 PolyPro Blue Wheel | 13.10 |
|  | P2632 | 1000 | 5 x 2 Steel Wheel | 16.25 |
|  | P2633 | 400 | 5 x 2 Rubber on Steel Wheel | 8.95 |
|  | P2637 | 1100 | 5 x 2 Poly on Steel Wheel | 16.40 |



HEAVY DUTY 6 X 2 WHEELS







6"

| | Code | Capacity | Description | Price |
|---|-----------|----------|---------------------------------|-------|
|  | D2704 | 1200 | 6 x 2 Phenolic Wheel | 11.65 |
|  | DSW6X2TPD | 500 | 6 x 2 ThermoPro Donut Tread | 16.40 |
| | JP2703 | 500 | 6 x 2 Ecoforma Flat Tread Wheel | 16.40 |
| | JP2704 | 1000 | 6 x 2 PolyKat Wheel | 14.60 |
|  | P2706 | 1500 | 6 x 2 Semi-Steel Wheel | 15.95 |
|  | P2710 | 1200 | 6 x 2 Polyon Steel Wheel | 19.00 |
| | P2714 | 500 | 6 x 2 Rubber on Steel Wheel | 10.90 |



HEAVY DUTY 8 X 2 WHEELS

8"






| | Code | Capacity | Description | Price |
|--|-----------|----------|-----------------------------------|-------|
|  | D2727 | 1200 | 8 x 2 Phenolic Wheel | 18.00 |
|  | DSW8X2TPD | 700 | 8 x 2 ThermoPro Donut Tread Wheel | 19.70 |
|  | JP2710 | 600 | 8 x 2 Ecoforma Flat Tread Wheel | 19.70 |
| | JP2712 | 1200 | 8 x 2 PolyKat Wheel | 21.05 |
|  | P2727 | 1500 | 8 x 2 Steel Wheel | 21.90 |
|  | P2729 | 500 | 8 x 2 Rubber on Steel Wheel | 14.95 |
|  | P2731 | 1500 | 8 x 2 Green Polyon Steel Wheel | 26.45 |

PRE-BUILT THREADED STEM



Pre-Built 5/16-18 Threaded Stem

5/16

| | Code | Capacity | Description | Price |
|---|---------|----------|------------------------------|--------|
|  | SH3550 | 80 | 2 x 1 Rubber | \$4.55 |
|  | SH3551 | 80 | 2 x 1 Rubber Caster w/ Brake | \$5.50 |
|  | SH3604 | 125 | 2.5 x 1 ThermoPro | \$6.10 |
|  | D3601 | 110 | 3 x 1 PolyPro | \$3.90 |
|  | D3601-B | 110 | 3 x 1 PolyPro w/ Brake | \$4.40 |



Pre-Built 3/8 - 16 Threaded Stem

3/8

| | Code | Capacity | Description | Price |
|--|--------|----------|--------------------------|-------|
| | C3490 | | 2 x 1 Performa | 7.05 |
| | SH3554 | | 2 X 1 Rubber | 4.65 |
| | SH3555 | | 2 x 1 Rubber w/ Brake | 5.50 |
| | C9608 | 140 | 3 x 1 ThermoPro | 9.55 |
| | D3604 | 125 | 3 x 1 ThermoPro | 6.10 |
| | D3605 | 125 | 3 x 1 ThermoPro w/ Brake | 7.80 |
| | J2143 | 120 | 3 x 1 ThermoPro | 13.45 |



Pre-Built 1/2 - 13 Threaded Stem

1/2

| | Code | Capacity | Description | Price |
|--|--------|----------|---------------------------------|-------|
| | SH3593 | 90 | 2 x 1 Polyolefin | 3.90 |
| | SH3594 | 90 | 2 x 1 Polyolefin w/ Brake | 5.90 |
| | P2422 | 225 | 2 x 1 Twin Rubber | 8.70 |
| | D2135 | 500 | 2 x 1.75 MaxRok | 9.03 |
| | D2138 | 500 | 3 x 1 13/16 Polyolefin w/ Brake | 15.96 |
| | D3800 | 1000 | 3 x 1.75 MaxRok | 23.45 |

PRE-BUILT GRIP-RING



Pre-Built Grip-Ring

7/16

| | Code | Capacity | Description | Price |
|--|---------|----------|-----------------------------------|-------|
| | C3491 | | 2 x 1 Performa Wheel | 10.30 |
| | P2420 | 200 | 2" Twin Piano Caster | 9.20 |
| | SH3596 | | 2 x 1 Soft Grey Rubber | 5.50 |
| | SH3599 | 80 | 2 x 1 Rubber Wheel, Short Stem | 5.80 |
| | SH3600 | 80 | 2 x 1 Rubber Wheel | 4.75 |
| | SH3601 | 70 | 2 x 1 Soft Rubber Wheel w/ Brake | 5.75 |
| | SH3627 | 90 | 2 x 1 Polyolefin Wheel | 4.25 |
| | SH3605 | 80 | 2.5 x 1 ThermoPro Wheel | 6.80 |
| | SH3606 | 80 | 2.5 x 1 ThermoPro, Short Stem | 6.10 |
| | D3602 | 125 | 3 x 1 ThermoPro Wheel | 6.10 |
| | D3603 | 125 | 3 x 1 ThermoPro Wheel w/ Brake | 7.80 |
| | P3638 | 125 | 3 x 1 Rubber Wheel | 6.45 |
| | SH3612 | | 3 x 1 Rubber Wheel | 5.45 |
| | SH3613 | | 3 x 1 Rubber Wheel w/ Brake | 6.55 |
| | D2159-S | | 4 x 1 Grey Wheel | 11.70 |
| | EV1044 | 175 | 4 x 1 Polyolefin Wheel | 8.15 |
| | EV1045 | 140 | 4 x 1 PolyPro Wheel | 8.55 |
| | EV1055 | | 5 x 1 ThermoPro Wheel | 9.70 |
| | EV1056 | | 5 x 1 Polyon Polyo Wheel w/ Brake | 10.85 |

PRE-BUILT PLATE MOUNT



Pre-Built Plate Mount

1 1/2 "

1 1/2"

| | Code | Capacity | Description | Price |
|--|-------|----------|---------------------|-------|
| | P9004 | 275 | 1.5 x 1Nylon Swivel | 5.90 |
| | P9005 | 275 | 1.5 x 1 Nylon Rigid | 4.35 |



Pre-Built Plate Mount

2"

2"

| | Code | Capacity | Description | Price |
|--|----------|----------|-------------------------------|-------|
| | D2132 | 135 | Twin Wheel PolyPro Total Lock | 15.15 |
| | P2421 | 200 | Twin Wheel Swivel | 8.70 |
| | P3605 | 125 | 2 x 1 Steel Swivel | 4.40 |
| | P3606 | 125 | 2 x 1 Steel Rigid | 3.80 |
| | P3610 | 125 | 2 x 1 Grey Swivel | 5.55 |
| | P3611 | 125 | 2 x 1 Grey Rigid | 3.90 |
| | P3612 | 125 | 2 x 1 Grey Swivel w/ Brake | 6.60 |
| | P3616 | 120 | 2 x 1 Rubber Swivel w/ Brake | 4.30 |
| | P3617 | 120 | 2 x 1 Rubber Swivel | 3.55 |
| | P3618 | 120 | 2 x 1 Rubber Rigid | 3.25 |
| | P9033-R | 125 | 2 x 1 Poly Rigid | 3.90 |
| | P9033-S | 125 | 2 x 1 Poly Swivel | 5.55 |
| | P9033-SB | 125 | 2 x 1 Poly Swivel w/ Brake | 6.60 |
| | SH3602 | 80 | 2 x 1 Rubber Swivel | 4.60 |
| | SH3603 | 70 | 2 x 1 Rubber Swivel w/ Brake | 6.10 |



Pre-Built Plate Mount

2 1/2"

2 1/2

| | Code | Capacity | Description | Price |
|--|---------|----------|--|-------|
| | J0030 | 250 | 2.5 x 1 3/8 Polyolefin Swivel | 10.90 |
| | J0030-B | 250 | 2.5 x 1 3/8 Polyolefin Swivel w/ Brake | 13.05 |
| | J0031 | 250 | 2.5 x 1 3/8 Polyolefin Rigid | 9.50 |
| | P3621 | 200 | 2.5 x 1 Steel Swivel | 5.80 |
| | P3622 | 200 | 2.5 x 1 Steel Rigid | 4.70 |



Pre-Built Plate Mount

3"

3"

| | Code | Capacity | Description | Price |
|--|-------------|----------|--|-------|
| | C3550 | 120 | 3 x 1 ThermoPro Swivel | 7.25 |
| | C3650 | | 3 x 7/8 Grey Swivel | 8.40 |
| | C3651 | 120 | 3 x 7/8 Grey Rigid | 6.75 |
| | D2138-Plate | 500 | 3 x 1 13/16 Polyolefin Swivel w/ Brake | 14.95 |
| | D3800-R | 1000 | 3 x 1.75 MaxRok Rigid | 20.90 |
| | D3800-S | 1000 | 3 x 1.75 MaxRok Swivel | 23.45 |
| | P0121 | 220 | 3 x 1.25 Red Poly Swivel | 11.85 |
| | P0122 | 220 | 3 x 1.25 Red Poly Rigid | 8.20 |
| | P0130 | 220 | 3 x 1.25 Infiniti Grey Swivel | 10.55 |
| | P0131 | 220 | 3 x 1.25 Infiniti Grey Rigid | 10.20 |
| | SH3619 | 110 | 3 x 1 Rubber Swivel | 5.75 |
| | SH3620 | 110 | 3 x 1 Rubber Swivel w/ Brake | 6.95 |
| | SH3800 | 1000 | 3 x 1.75 Polyurethane Swivel | 32.05 |



Pre-Built 4" Plate Mount

4"

| | Code | Capacity | Description | Price |
|--|---------|----------|-------------------------------|-------|
| | P0216 | 240 | 4 x 1.25 Infiniti Grey Swivel | 14.55 |
| | P0217 | 240 | 4 x 1.25 Infiniti Grey Rigid | 12.25 |
| | P0224-S | 275 | 4 x 1.25 Black Poly Swivel | 13.65 |
| | P0224-R | 275 | 4 x 1.25 Black Poly Rigid | 11.65 |
| | P7006 | | 4 x 2 Rubber on Steel Swivel | 17.80 |
| | P7007 | | 4 x 2 Rubber on Steel Rigid | 15.40 |



Pre-Built Plate Mount

5"

5"

| | Code | Capacity | Description | Price |
|--|---------|----------|-------------------------------|-------|
| | P0428-R | 300 | 5 x 1.25 Infiniti Grey Rigid | 13.30 |
| | P0428-S | 300 | 5 x 1.25 Infiniti Grey Swivel | 15.35 |
| | P0430-S | 300 | 5 x 1.25 Black Poly Swivel | 15.10 |
| | P0430-R | 300 | 5 x 1.25 Black Poly Rigid | 13.60 |



Pre-Built Plate Mount

6"

6"

| | Code | Capacity | Description | Price |
|--|-------|----------|----------------------------|-------|
| | P7076 | 450 | 6 x 2 Moldon Rubber Swivel | 20.65 |
| | P7077 | 450 | 6 x 2 Moldon Rubber Rigid | 18.10 |

FLAT FREE TIRES



Flat Free Tire

| | Code | Capacity | Description | Price |
|--|----------|----------|--|-------|
| | CA1411-R | 375 | Pre-Built, 10" No-Flat Rigid | 40.35 |
| | CA1411-S | 375 | Pre-Built, 10" No-Flat Swivel | 42.45 |
| | M1408 | 300 | Pre-Built, 8" No-Flat Swivel | 42.95 |
| | M1409 | 300 | Pre-Built, 8" No-Flat Rigid | 40.05 |
| | M1522 | | 280 Narrow No-Flat, Replacement Tire Only | 21.45 |
| | M1523-3 | | 280/250 x 4 No-Flat, 3" Center Hub | 30.10 |
| | M1523-4 | | 280/250 x 4 No-Flat, 4" Center Hub | 30.10 |
| | M1524 | | 280/250 x 4 No-Flat, 2.25" Offset Hub | 30.40 |
| | M1525 | | 280/250 x 4 No-Flat, Replacement Tire Only | 21.45 |
| | M1526 | | 280/250 x 4 Narrow No-Flat, 3" Centered Hub | 28.90 |
| | M1527 | | 410/350 x 4 No-Flat, 2.25" Offset Hub | 34.75 |
| | ML1527 | | 410/350 x 4 No-Flat, Lightweight, Plastic Hub | 29.20 |
| | M1528 | | 410/350 x 4 No-Flat, 4" Centered Hub | 31.20 |
| | M1532 | | 410/350 x 6 No-Flat, Replacement Tire Only | 37.40 |
| | M1533 | | 410/350 x 6 No Flat, 3" Centered Hub | 49.15 |
| | M1534 | | 410/350 x 6 Sawtooth No-Flat, 2.25" Centered Hub | 49.15 |
| | M1558 | | 410/350 x 6 No Flat, 2.25" Offset Hub | 37.15 |
| | M1526 | | 280/250 x 4 Narrow No-Flat, 3" Centered Hub | 28.90 |
| | M1527 | | 410/350 x 4 No-Flat, 2.25" Offset Hub | 34.75 |
| | M1528 | | 410/350 x 4 No-Flat, 4" Centered Hub | 31.20 |
| | M1532 | | 410/350 x 6 No-Flat, Replacement Tire Only | 37.40 |
| | M1533 | | 410/350 x 6 No Flat, 3" Centered Hub | 49.15 |
| | M1534 | | 410/350 x 6 Sawtooth No-Flat, 2.25" Centered Hub | 49.15 |

Arizona Casters Equipment and Wheels, Inc Price List

M1540-3

400

480/400 x 8 No-Flat Ribbed, 3" Hub

53.05

PNEUMATIC TIRES



Pneumatic Tires

| | Code | Capacity | Description | Price |
|--|----------|----------|------------------------------------|-------|
| | CA1028 | 250 | 280/250-4 Pneumatic, Centered | 19.65 |
| | CA1030 | 250 | 280/250-4 Pneumatic, OffSet | 19.65 |
| | CA1045-S | 250 | 280/250-4 Pneumatic Swivel | 34.50 |
| | CA1045-R | 250 | 280/250-4 Pneumatic Rigid | 31.60 |
| | CA1047-S | 350 | 410/350-4 Pneumatic Swivel | 40.40 |
| | CA1047-R | 350 | 410/350-4 Pneumatic Rigid | 38.30 |
| | CA1035 | 350 | 410/350-4 Pneumatic, Off-Set | 20.35 |
| | CA1036 | 350 | 410/350-4 Pneumatic, Centered | 21.45 |
| | CA1050 | 500 | 12" Pneumatic Swivel | 48.75 |
| | CA1051 | 500 | 12" Pneumatic Rigid | 45.60 |
| | CA1037 | 500 | 410/350-6 Pneumatic, Centered | 31.68 |
| | CA1047-R | 350 | 410/350-4 Pneumatic Rigid | 38.30 |
| | CA1047-S | 350 | 410/350-4 Pneumatic Swivel | 40.40 |
| | CA1050 | 500 | 12" Pneumatic Swivel | 48.75 |
| | CA1051 | 500 | 12" Pneumatic Rigid | 45.60 |
| | CA1076 | 650 | 480/400-8 Pneumatic Stud, Centered | 44.30 |

V-GROOVES



V-Grooves

| | Code | Capacity | Description | Price |
|--|--------|----------|-------------------------------|-------|
| | D2318 | 300 | 3 x 1.25 V-Groove Wheel | 5.80 |
| | D2319 | 375 | 3 x 1.5 V-Groove Wheel | 9.35 |
| | D2733 | 2500 | 8 x 2.5 V-Groove Wheel | 41.75 |
| | KM2630 | | 5 x 2 U-Groove Wheel | 25.20 |
| | P2607 | 3000 | 4 x 2 Machined V-Groove Wheel | 35.30 |
| | P2612 | 600 | 4 x 1.5 V-Groove Wheel | 10.75 |
| | P2615 | 800 | 4 x 2 V-Groove Wheel | 13.60 |
| | P2636 | 900 | 5 x 2 V-Groove Wheel | 14.50 |
| | P2639 | 6000 | 5 x 2 Machined U-Groove Wheel | 69.00 |
| | P2701 | 1200 | 6 x 2 V-Groove Wheel | 18.70 |
| | P2717 | 6000 | 6 x 2 Machined V-Groove Wheel | 60.60 |
| | P2728 | 1200 | 8 x 2 V-Groove Wheel | 28.65 |

FURNITURE MOVERS



FURNITURE MOVERS

| | Code | Capacity | Description | Price |
|--|--------|----------|---|--------|
| | AK6000 | | 18 x 30 Furniture Mover, Oak, Rubber | 107.40 |
| | AK6001 | | 18 X 30 Furniture Mover, Oak, Carpet | 107.40 |
| | AK6005 | | 20 x 30 Furniture Mover, All Oak | 137.60 |
| | AK6020 | 1200 | 18 x 30 Furniture Mover, Yellow Plastic, Padded | 111.67 |
| | AK6021 | 1200 | 18 x 30 Furniture Mover, Yellow Plastic, Flush | 107.59 |
| | DH6005 | 600 | 12 x 18 Furniture Mover, Carpet | 37.10 |
| | DU1354 | 1200 | 18 x 30 Furniture Mover, Steel | 143.50 |

SPECIALTY MOVERS











SPECIALTY MOVERS

| | Code | Capacity | Description | Price |
|--|--------|----------|----------------------------|--------|
| | AK6019 | | Door Dolly w/ 8" Wheels | 119.30 |
| | DU3024 | 700 | 55 Gallon Drum Dolly | 111.05 |
| | RU2640 | | Rubbermaid Trash Can Dolly | 70.40 |


HAND TRUCKS



HAND TRUCKS

| | Code | Capacity | Description | Price |
|---|----------|----------|---|--------|
|  | DU5308 | 800 | 55" Pin Handle Hand Truck | 163.90 |
|  | DU5309 | | 60" Pin Handle Hand Truck | 185.45 |
|  | DU9016 | 800 | 3 Way Convertible Hand Truck | 321.10 |
|  | HP2060 | 800 | 50" Loop Handle Hand Truck | 86.80 |
|  | HP2070 | 600 | 48" Loop Handle Hand Truck | 41.15 |
|  | HP2080 | | Convertible Hand Truck | 165.55 |
| | MAGLINER | | Magliner Convertible Hand Truck (All Options Available) | |
|  | ML5000 | | 62" Senior Convertible Aluminum Hand Truck | 317.25 |
|  | ML5001 | | 52" Junior Convertible Aluminum Hand Truck | 308.95 |

Arizona Casters Equipment and Wheels, Inc Price List

| | | | | |
|---|-------|------|--------------------------------|--------|
|  | W5000 | 1000 | Spartan Senior Dual Hand Truck | 317.25 |
|  | W5001 | 1000 | Spartan Junior Dual Hand Truck | 308.95 |
|  | W5004 | 110 | Mini Mover Folding Truck | 108.20 |
|  | W5006 | 175 | Superlite Folding Truck | 144.65 |

APPLIANCE HAND TRUCKS



APPLIANCE HAND TRUCKS

| | Code | Capacity | Description | Price |
|--|-----------|----------|---|--------|
| | DU5300 | 1600 | Vending Truck, Double Strap | 687.10 |
| | DU5301-72 | 1600 | 72" Vending Truck | 871.50 |
| | DU5301-78 | 1600 | 78" Vending Truck | 983.45 |
| | DU5302 | 800 | Appliance Truck | 430.10 |
| | HP2050 | 800 | 60" Appliance Hand Truck, 4 Wheel w/ Ratchet | 535.15 |
| | HP9002 | 700 | Drum Dolly for Bung Drain | 231.20 |