

# LANIER OUTDOOR EQUIPMENT

## COMMERCIAL WHOLESALER CATALOG



OEM & AFTERMARKET REPLACEMENT PARTS

[www.lanieroutdoorequipment.com](http://www.lanieroutdoorequipment.com)

# TTS481CKA36300

## 36" Turf Tracer S-Series Walk-Behind — Engine & Fast-Moving Parts



FLEET QUANTITY

7



SERIAL SPAN

400155777–409695855


### ENGINE SUMMARY

Engine: Kawasaki FS481V

Power: 14.5 HP

Type: V-Twin OHV

Note: Verify electrical and starting parts by engine spec code.



Single AM format = Rotary • Stens • Oregon. Item codes map to the pricing legend.

E1

VERIFIED



**AIR FILTER**

OEM #: 11013-7047

Single AM #: —

E2

VERIFIED



**OIL FILTER**

OEM #: 49065-7007

Single AM #: —

E3

VERIFIED



**SPARK PLUG**

OEM #: BPR4ES

Single AM #: —

E4

VERIFIED



**FUEL FILTER**

OEM #: 49019-7005

Single AM #: —

E5

OPEN



**BOTTOM OIL SEAL**

OEM #: Verify by spec code

Single AM #: —

E6

OPEN



**VOLTAGE REGULATOR**

OEM #: Verify by spec code

Single AM #: —

E7

OPEN



**IGNITION COIL**

OEM #: Verify by spec code

Single AM #: —

E8

OPEN



**STARTER**

OEM #: Verify by spec code

Single AM #: —



Single AM format = Rotary • Stens • Oregon. Item codes map to the pricing legend.


### ENGINE SUMMARY

**Engine:** Kawasaki FX730V

**Power:** 23.5 HP

**Type:** V-Twin OHV

**Note:** Use engine spec code to verify electrical and starting parts.



Single AM format = Rotary • Stens • Oregon. Item codes map to the pricing legend.

**E1**



**AIR FILTER**  
**Air filter**

OEM #: Verify by spec code  
Single AM #: —

OPEN

**E2**



**OIL FILTER**  
**Oil filter**

OEM #: 49065-0721  
Single AM #: —

VERIFIED

**E3**



**SPARK PLUG**  
**Spark plug**

OEM #: BPR4ES  
Single AM #: —

VERIFIED

**E4**



**FUEL FILTER**  
**Fuel filter**

OEM #: Verify by spec code  
Single AM #: —

OPEN

**E5**




**BOTTOM OIL SEAL**  
**Bottom oil seal**

OEM #: Verify by spec code  
Single AM #: —

OPEN

**E6**



**VOLTAGE REGULATOR**  
**Voltage regulator**

OEM #: Verify by spec code  
Single AM #: —

OPEN

**E7**



**IGNITION COIL**  
**Ignition coil**

OEM #: Verify by spec code  
Single AM #: —

OPEN

**E8**



**STARTER**  
**Starter**

OEM #: Verify by spec code  
Single AM #: —

OPEN



Single AM format = Rotary • Stens • Oregon. Item codes map to the pricing legend.

### ENGINE SUMMARY

**Engine:** Kawasaki FX730V

**Power:** 23.5 HP

**Type:** V-Twin OHV

**Note:** Use engine spec code to verify electrical and starting parts.



Single AM format = Rotary • Stens • Oregon. Item codes map to the pricing legend.

**E1**

OPEN



#### AIR FILTER

OEM #: Verify by spec code

Single AM #: —

**E2**

VERIFIED



#### OIL FILTER

OEM #: 49065-0721

Single AM #: —

**E3**

VERIFIED



#### SPARK PLUG

OEM #: BPR4ES

Single AM #: —

**E4**

OPEN



#### FUEL FILTER

OEM #: Verify by spec code

Single AM #: —

**E5**

OPEN




#### BOTTOM OIL SEAL

OEM #: Verify by spec code

Single AM #: —

**E6**

OPEN



#### VOLTAGE REGULATOR

OEM #: Verify by spec code

Single AM #: —

**E7**

OPEN



#### IGNITION COIL

OEM #: Verify by spec code

Single AM #: —

**E8**

OPEN



#### STARTER

OEM #: Verify by spec code

Single AM #: —

Single AM format = Rotary • Stens • Oregon. Item codes map to the pricing legend.

### FLEET SUMMARY

Fleet quantity: 11

Serial span: 414099683–414835754

**Note:** Fleet serials cluster in the 414xxx range. Relay and electrical rows are the main serial-check items.



Single AM format = Rotary • Stens • Oregon. Item codes map to the pricing legend.

**A1**

**BLADES**

VERIFIED



**Notched blade**

OEM #: 103-6401-S

Single AM #: R11231 • S355-229 • 092-029

**A2**

**BLADES**

VERIFIED



**Extreme 2 blade**

OEM #: 116-5177-S

Single AM #: R11279 • S302-615 • 096-321

**A3**

**DECK BELT**

OPEN



**Belt B147.4**

OEM #: 142-8172

Single AM #: —

**A4**

**DRIVE BELT**

OPEN



**Belt, cog A54**

OEM #: 142-8149

Single AM #: —

**A5**

**SPINDLES**

OPEN



**Spindle & seal assembly**

OEM #: 116-3341

Single AM #: —

**A6**

**PULLEYS**

PARTIAL



**Blade-drive sheave**

OEM #: 116-0674

Single AM #: R16633

**A7**

**PULLEYS**

PARTIAL



**Flat idler**

OEM #: 126-9187

Single AM #: R15731 • 034-313

**A8**

**PTO CLUTCH**

VERIFIED



**Clutch kit**

OEM #: 116-1620

Single AM #: —

## MODEL SUMMARY

Fleet quantity: 11

Serial span: 414099683-414835754

**Note:** Continuation page for electrical, rollers, and wheel items. Keep one mower model per page.



Single AM format = Rotary • Stens • Oregon. Item codes map to the pricing legend.

**B1**

OPEN



**PULLEYS**

**Idler arm assembly**

OEM #: 116-3806

Single AM #:

—

**B2**

OPEN



**IGNITION SWITCH**

**Ignition switch assembly**

OEM #: 126-6285

Single AM #:

—

**B3**

OPEN



**RELAYS**

**Micro relay**

OEM #: 126-3991

Single AM #:

—

**B4**

VERIFIED



**DECK WHEELS**

**Roller**

OEM #: 103-8415

Single AM #:

R12015 • S210-037 •  
O72-020

**B5**

PARTIAL



**DECK WHEELS**

**Anti-scalp roller kit**

OEM #: 116-9981

Single AM #:

R10301 • S210-169 •  
O72-050

**B6**

OPEN



**TIRES**

**Wheel/tire assembly**

OEM #: 142-6054

Single AM #:

—

## MODEL SUMMARY

Fleet quantity: 10

Serial span: 411841866–414712638

**Note:** Continuation page for electrical, rollers, and wheel items. Keep one mower model per page.



Single AM format = Rotary • Stens • Oregon. Item codes map to the pricing legend.

**B1**

OPEN



**IGNITION SWITCH**  
**Ignition switch assembly**

OEM #: 126-6285

Single AM #: —

**B2**

OPEN



**RELAYS**  
**Micro relay**

OEM #: 126-3991

Single AM #: —

**B3**

VERIFIED



**DECK WHEELS**  
**Roller**

OEM #: 103-8415

Single AM #: R12015 • S210-037 • O72-020

**B4**

PARTIAL



**DECK WHEELS**  
**Anti-scalp roller kit**

OEM #: 116-9981

Single AM #: R10301 • S210-169 • O72-050

**B5**

OPEN



**TIRES**  
**Wheel/tire assembly**

OEM #: 142-6054

Single AM #: —

## MODEL SUMMARY

Fleet quantity: 10

Serial span: 411841866–414712638

**Note:** Continuation page for electrical, rollers, and wheel items. Keep one mower model per page.



Single AM format = Rotary • Stens • Oregon. Item codes map to the pricing legend.

**B1**

OPEN



**IGNITION SWITCH**  
**Ignition switch assembly**

OEM #: 126-6285

Single AM #:  
—

**B2**

OPEN



**RELAYS**  
**Micro relay**

OEM #: 126-3991

Single AM #:  
—

**B3**

VERIFIED



**DECK WHEELS**  
**Roller**

OEM #: 103-8415

Single AM #:  
R12015 • S210-037 • 072-020

**B4**

PARTIAL



**DECK WHEELS**  
**Anti-scalp roller kit**

OEM #: 116-9981

Single AM #:  
R10301 • S210-169 • 072-050

**B5**

OPEN



**TIRES**  
**Wheel/tire assembly**

OEM #: 142-6054

Single AM #:  
—



FLEET QUANTITY

7



SERIAL SPAN

400155777–409695855



NOTE

Mixed serial eras. Deck wheel and tire parts vary by serial; blade, belt, spindle, and switch rows below are the main fast-moving mower parts.



**A1**

VERIFIED

BLADES

Notched blade



OEM #: 103-6402-S

Single AM #: R11267 • S355-291 • 092-030

**A2**

PARTIAL

BLADES

Extreme 2 / toothed blade



OEM #: 116-5175-S

Single AM #: —

**A3**

VERIFIED

DECK BELT

36" deck belt



OEM #: 126-2222-SL

Single AM #: R7651 • S266-279 • 0775-132

**A4**

VERIFIED

DRIVE BELT

Ground-drive belt



OEM #: 103-4761-SL

Single AM #: R12641 • S265-628 • 015-114

**A5**

VERIFIED

SPINDLES

Cutter housing with bearings



OEM #: 116-3344

Single AM #: R17372 • S285-030 • 082-102

**A6**

VERIFIED

IGNITION SWITCH

Switch & key



OEM #: 1-403121

Single AM #: R9622 • S430-029 • 033-024

**A7**

VERIFIED

DECK WHEELS

Anti-scalp roller



OEM #: 103-8415

Single AM #: R12015 • S210-037 • 072-020

**A8**

PARTIAL

DECK WHEELS

Anti-scalp roller kit



OEM #: 116-9981

Single AM #: R10301 • S210-169 • 072-050



Single AM format = Rotary • Stens • Oregon. Item codes map to the pricing legend.

### FLEET SUMMARY

Fleet quantity: 11

Serial span: 414099683–414835754

**Note:** Fleet serials cluster in the 414xxx range. Relay and electrical rows are the main serial-check items.



Single AM format = Rotary • Stens • Oregon. Item codes map to the pricing legend.

**A1**

**BLADES**

VERIFIED



**Notched blade**

OEM #: 103-6401-S

Single AM #: R11231 • S355-229 • 092-029

**A2**

**BLADES**

VERIFIED



**Extreme 2 blade**

OEM #: 116-5177-S

Single AM #: R11279 • S302-615 • 096-321

**A3**

**DECK BELT**

OPEN



**Belt B147.4**

OEM #: 142-8172

Single AM #: —

**A4**

**DRIVE BELT**

OPEN



**Belt, cog A54**

OEM #: 142-8149

Single AM #: —

**A5**

**SPINDLES**

OPEN



**Spindle & seal assembly**

OEM #: 116-3341

Single AM #: —

**A6**

**PULLEYS**

PARTIAL



**Blade-drive sheave**

OEM #: 116-0674

Single AM #: R16633

**A7**

**PULLEYS**

PARTIAL



**Flat idler**

OEM #: 126-9187

Single AM #: R15731 • 034-313

**A8**

**PTO CLUTCH**

VERIFIED



**Clutch kit**

OEM #: 116-1620

Single AM #: —

## MODEL SUMMARY

Fleet quantity: 11

Serial span: 414099683-414835754

**Note:** Continuation page for electrical, rollers, and wheel items. Keep one mower model per page.



Single AM format = Rotary • Stens • Oregon. Item codes map to the pricing legend.

**B1**

OPEN



**PULLEYS**  
Idler arm assembly

OEM #: 116-3806

Single AM #:  
—

**B2**

OPEN



**IGNITION SWITCH**  
Ignition switch assembly

OEM #: 126-6285

Single AM #:  
—

**B3**

OPEN



**RELAYS**  
Micro relay

OEM #: 126-3991

Single AM #:  
—

**B4**

VERIFIED




**DECK WHEELS**  
Roller

OEM #: 103-8415

Single AM #:  
R12015 • S210-037 •  
072-020

**B5**

PARTIAL



**DECK WHEELS**  
Anti-scalp roller kit

OEM #: 116-9981

Single AM #:  
R10301 • S210-169 •  
072-050

**B6**

OPEN



**TIRES**  
Wheel/tire assembly

OEM #: 142-6054

Single AM #:  
—

## MODEL SUMMARY



Fleet quantity:  
**10**



Serial span:  
**411841866–414712638**



**Note:**  
Fleet includes early and later serial bands. Relay and electrical rows are the main serial-check categories.



Single AM format = Rotary • Stens • Oregon. Item codes map to the pricing legend.

**A1**

VERIFIED

BLADES

Notched blade



OEM #: 103-6402-S

Single AM #: R11267 • S355-291 • 092-030

**A2**

PARTIAL

BLADES

Extreme 2 blade



OEM #: 116-5175-S

Single AM #: —

**A3**

OPEN

DECK BELT

Deck belt



OEM #: 126-6626-SL

Single AM #: —

**A4**

OPEN

DRIVE BELT

Belt, cog A54



OEM #: 142-8149

Single AM #: —

**A5**

OPEN

SPINDLES

Spindle & seal assembly



OEM #: 116-3341

Single AM #: —

**A6**

OPEN

PULLEYS

Blade-drive sheave



OEM #: 116-0675

Single AM #: —

**A7**

PARTIAL

PULLEYS

Flat idler



OEM #: 126-9187

Single AM #: R15731 • 034-313

**A8**

VERIFIED

PTO CLUTCH

Clutch kit



OEM #: 116-1620

Single AM #: —

## MODEL SUMMARY

Fleet quantity: 10

Serial span: 411841866–414712638

**Note:** Continuation page for electrical, rollers, and wheel items. Keep one mower model per page.



Single AM format = Rotary • Stens • Oregon. Item codes map to the pricing legend.

**B1**

OPEN



**IGNITION SWITCH**  
**Ignition switch assembly**

OEM #: 126-6285

Single AM #:  
 —

**B2**

OPEN



**RELAYS**  
**Micro relay**

OEM #: 126-3991

Single AM #:  
 —

**B3**

VERIFIED



**DECK WHEELS**  
**Roller**

OEM #: 103-8415

Single AM #:  
 R12015 • S210-037 • 072-020

**B4**

PARTIAL



**DECK WHEELS**  
**Anti-scalp roller kit**

OEM #: 116-9981

Single AM #:  
 R10301 • S210-169 • 072-050

**B5**

OPEN



**TIRES**  
**Wheel/tire assembly**

OEM #: 142-6054

Single AM #:  
 —



**FLEET QUANTITY**

**7**



**SERIAL SPAN**

**400155777–409695855**



**NOTE**

Mixed serial eras. Deck wheel and tire parts vary by serial; blade, belt, spindle, and switch rows below are the main fast-moving mower parts.



**A1**

VERIFIED

**BLADES**

**Notched blade**



OEM #: 103-6402-S

Single AM #: R11267 • S355-291 • 092-030

**A2**

PARTIAL

**BLADES**

**Extreme 2 / toothed blade**



OEM #: 116-5175-S

Single AM #: —

**A3**

VERIFIED

**DECK BELT**

**36" deck belt**



OEM #: 126-2222-SL

Single AM #: R7651 • S266-279 • 0775-132

**A4**

VERIFIED

**DRIVE BELT**

**Ground-drive belt**



OEM #: 103-4761-SL

Single AM #: R12641 • S265-628 • 015-114

**A5**

VERIFIED

**SPINDLES**

**Cutter housing with bearings**



OEM #: 116-3344

Single AM #: R17372 • S285-030 • 082-102

**A6**

VERIFIED

**IGNITION SWITCH**

**Switch & key**



OEM #: 1-403121

Single AM #: R9622 • S430-029 • 033-024

**A7**

VERIFIED

**DECK WHEELS**

**Anti-scalp roller**



OEM #: 103-8415

Single AM #: R12015 • S210-037 • 072-020

**A8**

PARTIAL

**DECK WHEELS**

**Anti-scalp roller kit**



OEM #: 116-9981

Single AM #: R10301 • S210-169 • 072-050



Single AM format = Rotary • Stens • Oregon. Item codes map to the pricing legend.

### FLEET SUMMARY

Fleet quantity: 11

Serial span: 414099683–414835754

**Note:** Fleet serials cluster in the 414xxx range. Relay and electrical rows are the main serial-check items.



Single AM format = Rotary • Stens • Oregon. Item codes map to the pricing legend.

**A1**

**BLADES**

VERIFIED



**Notched blade**

OEM #: 103-6401-S

Single AM #:  
R11231 • S355-229 • O92-029

**A2**

**BLADES**

VERIFIED



**Extreme 2 blade**

OEM #: 116-5177-S

Single AM #:  
R11279 • S302-615 • O96-321

**A3**

**DECK BELT**

OPEN



**Belt B147.4**

OEM #: 142-8172

Single AM #:  
—

**A4**

**DRIVE BELT**

OPEN



**Belt, cog A54**

OEM #: 142-8149

Single AM #:  
—

**A5**

**SPINDLES**

OPEN



**Spindle & seal assembly**

OEM #: 116-3341

Single AM #:  
—

**A6**

**PULLEYS**

PARTIAL



**Blade-drive sheave**

OEM #: 116-0674

Single AM #:  
R16633

**A7**

**PULLEYS**

PARTIAL



**Flat idler**

OEM #: 126-9187

Single AM #:  
R15731 • O34-313

**A8**

**PTO CLUTCH**

VERIFIED



**Clutch kit**

OEM #: 116-1620

Single AM #:  
—

## MODEL SUMMARY

**Fleet quantity:** 11

**Serial span:** 414099683-414835754

**Note:** Continuation page for electrical, rollers, and wheel items. Keep one mower model per page.



Single AM format = Rotary • Stens • Oregon. Item codes map to the pricing legend.

**B1**

OPEN



**PULLEYS**  
**Idler arm assembly**

OEM #: 116-3806

Single AM #:  
—

**B2**

OPEN



**IGNITION SWITCH**  
**Ignition switch assembly**

OEM #: 126-6285

Single AM #:  
—

**B3**

OPEN



**RELAYS**  
**Micro relay**

OEM #: 126-3991

Single AM #:  
—

**B4**

VERIFIED




**DECK WHEELS**  
**Roller**

OEM #: 103-8415

Single AM #:  
R12015 • S210-037 •  
O72-020

**B5**

PARTIAL



**DECK WHEELS**  
**Anti-scalp roller kit**

OEM #: 116-9981

Single AM #:  
R10301 • S210-169 •  
O72-050

**B6**

OPEN



**TIRES**  
**Wheel/tire assembly**

OEM #: 142-6054


Single AM #:  
—

## ENGINE SUMMARY

**Engine:** Kawasaki FX730V

**Power:** 23.5 HP

**Note:** Use engine spec code to confirm electrical and starting components when needed.



Engine page for VXS730GKA48400. Item codes map to the pricing legend.

**E1**



**AIR FILTER**

**Air filter element**

OEM #: 11013-7049

Single AM #: —

VERIFIED

**E2**



**OIL FILTER**

**Spin-on oil filter**

OEM #: 49065-0721

Single AM #: —

VERIFIED

**E3**



**SPARK PLUG**

**NGK spark plug**

OEM #: BPR4ES

Single AM #: —

VERIFIED

**E4**



**FUEL FILTER**

**In-line fuel filter**

OEM #: 49019-7005

Single AM #: —

VERIFIED

**E5**



**BOTTOM OIL SEAL**

**Lower oil seal**

OEM #: 92049-7028

Single AM #: —

PARTIAL

**E6**



**VOLTAGE REGULATOR**

**Regulator/rectifier**

OEM #: 21066-7022

Single AM #: —

PARTIAL

**E7**



**IGNITION COILS**

**Ignition coil assembly**

OEM #: 21171-0743

Single AM #: —

PARTIAL

**E8**



**STARTER**

**Electric starter**

OEM #: 21163-0749

Single AM #: —

PARTIAL

## MODEL SUMMARY



Fleet quantity:  
**10**



Serial span:  
**411841866–414712638**



**Note:**  
Fleet includes early and later serial bands. Relay and electrical rows are the main serial-check categories.



Single AM format = Rotary • Stens • Oregon. Item codes map to the pricing legend.

**A1**

VERIFIED

BLADES

Notched blade



OEM #: 103-6402-S

Single AM #: R11267 • S355-291 • O92-030

**A2**

PARTIAL

BLADES

Extreme 2 blade



OEM #: 116-5175-S

Single AM #: —

**A3**

OPEN

DECK BELT

Deck belt



OEM #: 126-6626-SL

Single AM #: —

**A4**

OPEN

DRIVE BELT

Belt, cog A54



OEM #: 142-8149

Single AM #: —

**A5**

OPEN

SPINDLES

Spindle & seal assembly



OEM #: 116-3341

Single AM #: —

**A6**

OPEN

PULLEYS

Blade-drive sheave



OEM #: 116-0675

Single AM #: —

**A7**

PARTIAL

PULLEYS

Flat idler



OEM #: 126-9187

Single AM #: R15731 • O34-313

**A8**

VERIFIED

PTO CLUTCH

Clutch kit



OEM #: 116-1620

Single AM #: —

## MODEL SUMMARY



Fleet quantity:  
**10**



Serial span:  
**411841866–414712638**



**Note:**  
Fleet includes early and later serial bands. Relay and electrical rows are the main serial-check categories.



Single AM format = Rotary • Stens • Oregon. Item codes map to the pricing legend.

**A1**

VERIFIED

BLADES

Notched blade



OEM #: 103-6402-S

Single AM #: R11267 • S355-291 • O92-030

**A2**

PARTIAL

BLADES

Extreme 2 blade



OEM #: 116-5175-S

Single AM #: —

**A3**

OPEN

DECK BELT

Deck belt



OEM #: 126-6626-SL

Single AM #: —

**A4**

OPEN

DRIVE BELT

Belt, cog A54



OEM #: 142-8149


Single AM #: —

**A5**

OPEN

SPINDLES

Spindle & seal assembly



OEM #: 116-3341

Single AM #: —

**A6**

OPEN

PULLEYS

Blade-drive sheave



OEM #: 116-0675

Single AM #: —

**A7**

PARTIAL

PULLEYS

Flat idler



OEM #: 126-9187

Single AM #: R15731 • O34-313

**A8**

VERIFIED

PTO CLUTCH

Clutch kit



OEM #: 116-1620

Single AM #: —

## MODEL SUMMARY

Fleet quantity: 10

Serial span: 411841866–414712638

**Note:** Continuation page for electrical, rollers, and wheel items. Keep one mower model per page.



Single AM format = Rotary • Stens • Oregon. Item codes map to the pricing legend.

**B1**

OPEN



**IGNITION SWITCH**  
**Ignition switch assembly**

OEM #: 126-6285

Single AM #: —

**B2**

OPEN



**RELAYS**  
**Micro relay**

OEM #: 126-3991

Single AM #: —

**B3**

VERIFIED



**DECK WHEELS**  
**Roller**

OEM #: 103-8415

Single AM #: R12015 • S210-037 • O72-020

**B4**

PARTIAL



**DECK WHEELS**  
**Anti-scalp roller kit**

OEM #: 116-9981

Single AM #: R10301 • S210-169 • O72-050

**B5**

OPEN



**TIRES**  
**Wheel/tire assembly**

OEM #: 142-6054


Single AM #: —

### ENGINE SUMMARY

**Engine:** Kawasaki FX730V

**Power:** 23.5 HP

**Note:** Use engine spec code to confirm electrical and starting components when needed.



Engine page for VXS730GKA52400. Item codes map to the pricing legend.

**E1**



**AIR FILTER**

**Air filter element**

OEM #: 11013-7049

Single AM #: —

VERIFIED

**E2**



**OIL FILTER**

**Spin-on oil filter**

OEM #: 49065-0721

Single AM #: —

VERIFIED

**E3**



**SPARK PLUG**

**NGK spark plug**

OEM #: BPR4ES

Single AM #: —

VERIFIED

**E4**



**FUEL FILTER**

**In-line fuel filter**

OEM #: 49019-7005

Single AM #: —

VERIFIED

**E5**



**BOTTOM OIL SEAL**

**Lower oil seal**

OEM #: 92049-7028

Single AM #: —

PARTIAL

**E6**



**VOLTAGE REGULATOR**

**Regulator/rectifier**

OEM #: 21066-7022

Single AM #: —

PARTIAL

**E7**



**IGNITION COILS**

**Ignition coil assembly**

OEM #: 21171-0743

Single AM #: —

PARTIAL

**E8**



**STARTER**

**Electric starter**

OEM #: 21163-0749

Single AM #: —

PARTIAL

# Pricing Legend / Update Sheet

Batch 1 — TTS481CKA36300, VXS730GKA48400, VXS730GKA52400



Each catalog card has an item code.

A = Mower Parts A page, B = Mower Parts B page, E = Engine page.

Example ref code: TTS481CKA36300-A3 or VXS730GKA48400-E2.

Update pricing here without redesigning the catalog.



**TTS481CKA36300**

A (Mower Parts A)	A1–A8
B (Mower Parts B)	B1–B3
E (Engine)	E1–E8



**VXS730GKA48400**

A (Mower Parts A)	A1–A8
B (Mower Parts B)	B1–B6
E (Engine)	E1–E8



**VXS730GKA52400**

A (Mower Parts A)	A1–A8
B (Mower Parts B)	B1–B5
E (Engine)	E1–E8

Ref Code	Model	Page Type	Item	OEM #	Single AM #	Std Price	Promo Price	Last Updated	Notes
TTS481CKA36300-A1	TTS481CKA36300	A	1						
TTS481CKA36300-A2	TTS481CKA36300	A	2						
TTS481CKA36300-E1	TTS481CKA36300	E	1						
VXS730GKA48400-A1	VXS730GKA48400	A	1						
VXS730GKA48400-B4	VXS730GKA48400	B	4						
VXS730GKA48400-E2	VXS730GKA48400	E	2						
VXS730GKA52400-A1	VXS730GKA52400	A	1						
VXS730GKA52400-B3	VXS730GKA52400	B	3						
VXS730GKA52400-E1	VXS730GKA52400	E	1						
TTS481CKA36300-B1	TTS481CKA36300	B	1						
TTS481CKA36300-A3	TTS481CKA36300	A	3						
VXS730GKA48400-B1	VXS730GKA48400	B	1						



Use this sheet as the master pricing legend for the matching catalog pages.



**FLEET QUANTITY**

**7**



**SERIAL SPAN**

**400155777–409695855**



**NOTE**

Mixed serial eras. Deck wheel and tire parts vary by serial; blade, belt, spindle, and switch rows below are the main fast-moving mower parts.



**A1**

VERIFIED

**BLADES**

**Notched blade**



OEM #: 103-6402-S

Single AM #: R11267 • S355-291 • O92-030

**A2**

PARTIAL

**BLADES**

**Extreme 2 / toothed blade**



OEM #: 116-5175-S

Single AM #: —

**A3**

VERIFIED

**DECK BELT**

**36" deck belt**



OEM #: 126-2222-SL

Single AM #: R7651 • S266-279 • O775-132

**A4**

VERIFIED

**DRIVE BELT**

**Ground-drive belt**



OEM #: 103-4761-SL

Single AM #: R12641 • S265-628 • O15-114

**A5**

VERIFIED

**SPINDLES**

**Cutter housing with bearings**



OEM #: 116-3344

Single AM #: R17372 • S285-030 • O82-102

**A6**

VERIFIED

**IGNITION SWITCH**

**Switch & key**



OEM #: 1-403121

Single AM #: R9622 • S430-029 • O33-024

**A7**

VERIFIED

**DECK WHEELS**

**Anti-scalp roller**



OEM #: 103-8415

Single AM #: R12015 • S210-037 • O72-020

**A8**

PARTIAL

**DECK WHEELS**

**Anti-scalp roller kit**



OEM #: 116-9981

Single AM #: R10301 • S210-169 • O72-050



Single AM format = Rotary • Stens • Oregon. Item codes map to the pricing legend.



Fleet quantity:  
**7**



Serial span:  
**400155777-409695855**



Note:  
Continuation page for wheel/tire and PTO items. Keep one clean mower per page.



Single AM format = Rotary • Stens • Oregon. Item codes map to the pricing legend.

**B1**

**OPEN**



**TIRES**  
**Wheel & tire assembly**

OEM #: 1-413473

Single AM #: —

**B2**

**OPEN**



**TIRES**  
**Tire only**

OEM #: 1-413474

Single AM #: —

**B3**

**PARTIAL**



**PTO CLUTCH**  
**Electric PTO clutch**

OEM #: 126-2615

Single AM #: X0938

**B4**

**OPEN**



**REFERENCE NOTE**  
**Serial-verify deck wheel and tire items before pull**

OEM #: —

Single AM #: —

**B5**

**OPEN**



**REFERENCE NOTE**  
**Use item codes A1-A8 and B1-B3 on pricing sheet**

OEM #: —

Single AM #: —

**B6**

**OPEN**



**CATALOG NOTE**  
**Leave room for future added rows**

OEM #: —

Single AM #: —

**52" Turf Tracer S-Series Walk-Behind**OEM #: **R11822** □ **S430-334**AM #: **PARTIAL**

Part Type: Ignition switch w/ keys

**52" Turf Tracer S-Series Walk-Behind**OEM #: **R1032481**AM #: **PARTIAL**

Part Type: Relay

**52" Turf Tracer S-Series Walk-Behind**OEM #: **R12641** □ **S265-628** □ **O15-114**AM #: **VERIFIED**

Part Type: Ground-drive belt

**48" Turf Tracer S-Series Walk-Behind**OEM #: **R12641** □ **S265-628** □ **O15-114**AM #: **VERIFIED**

Part Type: Ground-drive belt

**48" Turf Tracer S-Series Walk-Behind**

OEM #: **R12641** □ **S265-628** □ **O15-114**

AM #: **VERIFIED**

Part Type: Ground-drive belt

**36" Turf Tracer S-Series Walk-Behind**

OEM #: **R12641** □ **S265-628** □ **O15-114**

AM #: **VERIFIED**

Part Type: Ground-drive belt

**52" Turf Tracer S-Series Walk-Behind**

OEM #: **R12641** □ **S265-628** □ **O15-114**

AM #: **VERIFIED**

Part Type: Ground-drive belt

**60" Turf Tracer X-Series Walk-Behind**

OEM #: **R12641** □ **S265-628** □ **O15-114**

AM #: **VERIFIED**

Part Type: Ground-drive belt

**48" Turf Tracer S-Series Walk-Behind**OEM #: **R12641** □ **S265-628** □ **O15-114**AM #: **VERIFIED**

Part Type: Ground-drive belt

**48" Turf Tracer S-Series Walk-Behind**OEM #: **R9623**AM #: **PARTIAL**

Part Type: PTO switch

**60" Turf Tracer X-Series Walk-Behind**OEM #: **R9623**AM #: **PARTIAL**

Part Type: PTO switch

**52" Turf Tracer S-Series Walk-Behind**OEM #: **R9623**AM #: **PARTIAL**

Part Type: PTO switch

**48" Vertex S-Series Stand-On**

OEM #: **R11231** □ **S355-229** □ **O92-029**

AM #: **VERIFIED**

Part Type: Notched blade

**48" Turf Tracer S-Series Walk-Behind**

OEM #: **R11231** □ **S355-229** □ **O92-029**

AM #: **VERIFIED**

Part Type: Notched blade

**48" Turf Tracer S-Series Walk-Behind**

OEM #: **R11231** □ **S355-229** □ **O92-029**

AM #: **VERIFIED**

Part Type: Notched blade

**48" Turf Tracer S-Series Walk-Behind**

OEM #: **R11231** □ **S355-229** □ **O92-029**

AM #: **VERIFIED**

Part Type: Notched blade

**36" Turf Tracer S-Series Walk-Behind**

OEM #: **R11267** □ **S355-291** □ **O92-030**

AM #: **VERIFIED**

Part Type: Notched blade

**52" Vertex S-Series Stand-On**

OEM #: **R11267** □ **S355-291** □ **O92-030**

AM #: **VERIFIED**

Part Type: Notched blade

**52" Turf Tracer S-Series Walk-Behind**

OEM #: **R11267** □ **S355-291** □ **O92-030**

AM #: **VERIFIED**

Part Type: Notched blade

**52" Turf Tracer S-Series Walk-Behind**

OEM #: **R11267** □ **S355-291** □ **O92-030**

AM #: **VERIFIED**

Part Type: Notched blade

**52" Turf Tracer S-Series Walk-Behind**OEM #: **R12015** □ **S210-037** □ **O72-020**AM #: **VERIFIED**

Part Type: Anti-scalp roller

**48" Turf Tracer S-Series Walk-Behind**OEM #: **R12015** □ **S210-037** □ **O72-020**AM #: **VERIFIED**

Part Type: Anti-scalp roller

**36" Turf Tracer S-Series Walk-Behind**OEM #: **R12015** □ **S210-037** □ **O72-020**AM #: **VERIFIED**

Part Type: Anti-scalp roller

**48" Vertex S-Series Stand-On**OEM #: **R12015** □ **S210-037** □ **O72-020**AM #: **VERIFIED**

Part Type: Anti-scalp roller

**52" Turf Tracer S-Series Walk-Behind**OEM #: **R12015** □ **S210-037** □ **O72-020**AM #: **VERIFIED**

Part Type: Anti-scalp roller

**52" Vertex S-Series Stand-On**OEM #: **R12015** □ **S210-037** □ **O72-020**AM #: **VERIFIED**

Part Type: Anti-scalp roller

**48" Turf Tracer S-Series Walk-Behind**OEM #: **R12015** □ **S210-037** □ **O72-020**AM #: **VERIFIED**

Part Type: Anti-scalp roller

**48" Turf Tracer S-Series Walk-Behind**OEM #: **R12015** □ **S210-037** □ **O72-020**AM #: **VERIFIED**

Part Type: Anti-scalp roller

103-8415

109-4077

**60" Turf Tracer X-Series Walk-Behind**

OEM #: **R12015** | **S210-037** | **O72-020**

AM #: **VERIFIED**

Part Type: Anti-scalp roller

**52" Turf Tracer S-Series Walk-Behind**

OEM #: **R13-12302** | **S280-880**

AM #: **PARTIAL**

Part Type: Flat idler

109-4237

109-4237

**48" Turf Tracer S-Series Walk-Behind**

OEM #: **R1094237**

AM #: **PARTIAL**

Part Type: Start relay / solenoid

**52" Turf Tracer S-Series Walk-Behind**

OEM #: **R1094237**

AM #: **PARTIAL**

Part Type: Start relay / solenoid

**48" Turf Tracer S-Series Walk-Behind**OEM #: **Pre-cleaner 11013-7046**AM #: **PARTIAL**

Part Type: Air filter element

**52" Turf Tracer S-Series Walk-Behind**OEM #: **Pre-cleaner 11013-7046**AM #: **PARTIAL**

Part Type: Air filter element

**48" Turf Tracer S-Series Walk-Behind**OEM #: **□**AM #: **VERIFIED**

Part Type: Air filter element

**52" Turf Tracer S-Series Walk-Behind**OEM #: **S102-094**AM #: **VERIFIED**

Part Type: Air filter element

**36" Turf Tracer S-Series Walk-Behind**

OEM #:

AM #: **VERIFIED**

Part Type: Air filter element

**48" Turf Tracer S-Series Walk-Behind**

OEM #:

AM #: **VERIFIED**

Part Type: Air filter element

**52" Vertex S-Series Stand-On**

OEM #:

AM #: **OPEN**

Part Type: Air filter element

**48" Vertex S-Series Stand-On**

OEM #:

AM #: **OPEN**

Part Type: Air filter element

**48" Vertex S-Series Stand-On**OEM #: **R16633**AM #: **PARTIAL**

Part Type: Blade-drive sheave

**48" Turf Tracer S-Series Walk-Behind**OEM #: **R16633**AM #: **PARTIAL**

Part Type: Blade-drive sheave

**52" Vertex S-Series Stand-On**OEM #: **□**AM #: **OPEN**

Part Type: Blade-drive sheave

**52" Turf Tracer S-Series Walk-Behind**OEM #: **□**AM #: **OPEN**

Part Type: Blade-drive sheave

116-0675

116-1620

**52" Turf Tracer S-Series Walk-Behind**

OEM #:

AM #: **OPEN**

Part Type: Blade-drive sheave

**48" Vertex S-Series Stand-On**

OEM #:

AM #: **VERIFIED**

Part Type: Clutch kit

116-1620

116-3341

**52" Vertex S-Series Stand-On**

OEM #:

AM #: **VERIFIED**

Part Type: Clutch kit

**60" Turf Tracer X-Series Walk-Behind**

OEM #:

AM #: **PARTIAL**

Part Type: Spindle assembly

**48" Vertex S-Series Stand-On**OEM #: AM #: **OPEN**

Part Type: Spindle &amp; seal assembly

**52" Vertex S-Series Stand-On**OEM #: AM #: **OPEN**

Part Type: Spindle &amp; seal assembly

**52" Turf Tracer S-Series Walk-Behind**OEM #: AM #: **OPEN**

Part Type: Spindle &amp; seal assembly

**48" Turf Tracer S-Series Walk-Behind**OEM #: AM #: **OPEN**

Part Type: Spindle &amp; seal assembly

**48" Turf Tracer S-Series Walk-Behind**OEM #: AM #: **OPEN**

Part Type: Spindle &amp; seal assembly

**48" Turf Tracer S-Series Walk-Behind**OEM #: AM #: **OPEN**

Part Type: Spindle &amp; seal assembly

**52" Turf Tracer S-Series Walk-Behind**OEM #: AM #: **OPEN**

Part Type: Spindle &amp; seal assembly

**36" Turf Tracer S-Series Walk-Behind**OEM #: **R17372**  **S285-030**  **O82-102**AM #: **VERIFIED**

Part Type: Cutter housing with bearings

**48" Vertex S-Series Stand-On**OEM #: [□](#)AM #: **OPEN**

Part Type: Idler arm assembly

**48" Turf Tracer S-Series Walk-Behind**OEM #: [R14757](#)AM #: **PARTIAL**

Part Type: Flanged idler

**48" Turf Tracer S-Series Walk-Behind**OEM #: [R13739](#)AM #: **PARTIAL**

Part Type: Flat idler

**52" Turf Tracer S-Series Walk-Behind**OEM #: [R13739](#)AM #: **PARTIAL**

Part Type: Flat idler

**52" Turf Tracer S-Series Walk-Behind**

OEM #: **R11267** □ **S302-619** □ **O96-322**

AM #: **VERIFIED**

Part Type: Extreme 2 / toothed blade

**52" Turf Tracer S-Series Walk-Behind**

OEM #: **R11267** □ **S302-619** □ **O96-322**

AM #: **VERIFIED**

Part Type: Extreme 2 / toothed blade

**36" Turf Tracer S-Series Walk-Behind**

OEM #: □

AM #: **PARTIAL**

Part Type: Extreme 2 / toothed blade

**52" Vertex S-Series Stand-On**

OEM #: **R11267** □ **S302-619** □ **O96-322**

AM #: **VERIFIED**

Part Type: Extreme 2 / toothed blade

**48" Vertex S-Series Stand-On**

OEM #: **R11279** | **S302-615** | **O96-321**

AM #: **VERIFIED**

Part Type: Extreme 2 / mulching blade

**48" Turf Tracer S-Series Walk-Behind**

OEM #: **R11279** | **S302-615** | **O96-321**

AM #: **VERIFIED**

Part Type: Extreme 2 / mulching blade

**48" Turf Tracer S-Series Walk-Behind**

OEM #: **R11279** | **S302-615** | **O96-321**

AM #: **VERIFIED**

Part Type: Extreme 2 / mulching blade

**48" Turf Tracer S-Series Walk-Behind**

OEM #: **R11279** | **S302-615** | **O96-321**

AM #: **VERIFIED**

Part Type: Extreme 2 / mulching blade

**52" Turf Tracer S-Series Walk-Behind**OEM #: **R810-6040**AM #: **PARTIAL**

Part Type: Caster wheel

**48" Turf Tracer S-Series Walk-Behind**OEM #: **R10301** □ **S210-169** □ **O72-050**AM #: **PARTIAL**

Part Type: Anti-scalp roller kit

**60" Turf Tracer X-Series Walk-Behind**OEM #: **R10301** □ **S210-169** □ **O72-050**AM #: **PARTIAL**

Part Type: Anti-scalp roller kit

**48" Turf Tracer S-Series Walk-Behind**OEM #: **R10301** □ **S210-169** □ **O72-050**AM #: **PARTIAL**

Part Type: Anti-scalp roller kit

**48" Vertex S-Series Stand-On**OEM #: **R10301** □ **S210-169** □ **O72-050**AM #: **PARTIAL**

Part Type: Anti-scalp roller kit

**52" Vertex S-Series Stand-On**OEM #: **R10301** □ **S210-169** □ **O72-050**AM #: **PARTIAL**

Part Type: Anti-scalp roller kit

**36" Turf Tracer S-Series Walk-Behind**OEM #: **R10301** □ **S210-169** □ **O72-050**AM #: **PARTIAL**

Part Type: Anti-scalp roller kit

**52" Turf Tracer S-Series Walk-Behind**OEM #: **R10301** □ **S210-169** □ **O72-050**AM #: **PARTIAL**

Part Type: Anti-scalp roller kit

**48" Turf Tracer S-Series Walk-Behind**OEM #: **R10301** □ **S210-169** □ **O72-050**AM #: **PARTIAL**

Part Type: Anti-scalp roller kit

**60" Turf Tracer X-Series Walk-Behind**

OEM #: □

AM #: **VERIFIED**

Part Type: Spin-on oil filter

**48" Turf Tracer S-Series Walk-Behind**OEM #: **R15274** □ **S265-620** □ **O115-706**AM #: **VERIFIED**

Part Type: 48 in deck belt

**48" Turf Tracer S-Series Walk-Behind**OEM #: **R15274** □ **S265-620** □ **O115-706**AM #: **VERIFIED**

Part Type: 48 in deck belt

**48" Turf Tracer S-Series Walk-Behind**

OEM #: **R15274** □ **S265-620** □ **O115-706**

AM #: **VERIFIED**

Part Type: 48 in deck belt

**52" Turf Tracer S-Series Walk-Behind**

OEM #: **R16046** □ **S266-309** □ **O775-162**

AM #: **VERIFIED**

Part Type: 52 in deck belt

**52" Turf Tracer S-Series Walk-Behind**

OEM #: **R16046** □ **S302-619** □ **O96-322**

AM #: **VERIFIED**

Part Type: 52 in deck belt

**36" Turf Tracer S-Series Walk-Behind**

OEM #: **R7651** □ **S266-279** □ **O775-132**

AM #: **VERIFIED**

Part Type: 36 in deck belt

**60" Turf Tracer X-Series Walk-Behind**OEM #: AM #: **OPEN**

Part Type: Deck idler assembly

**52" Turf Tracer S-Series Walk-Behind**OEM #: AM #: **OPEN**

Part Type: Deck idler assembly

**52" Turf Tracer S-Series Walk-Behind**OEM #: AM #: **OPEN**

Part Type: Deck idler assembly

**48" Turf Tracer S-Series Walk-Behind**OEM #: **X0938**AM #: **PARTIAL**

Part Type: Electric PTO clutch

**52" Turf Tracer S-Series Walk-Behind**OEM #: **X0938**AM #: **PARTIAL**

Part Type: Electric PTO clutch

**52" Turf Tracer S-Series Walk-Behind**OEM #: **X0938**AM #: **PARTIAL**

Part Type: Electric PTO clutch

**36" Turf Tracer S-Series Walk-Behind**OEM #: **X0938**AM #: **PARTIAL**

Part Type: Electric PTO clutch

**48" Turf Tracer S-Series Walk-Behind**OEM #: **X0938**AM #: **PARTIAL**

Part Type: Electric PTO clutch

**60" Turf Tracer X-Series Walk-Behind**OEM #: **X0938**AM #: **PARTIAL**

Part Type: Electric PTO clutch

**48" Turf Tracer S-Series Walk-Behind**OEM #: **X0938**AM #: **PARTIAL**

Part Type: Electric PTO clutch

**48" Vertex S-Series Stand-On**OEM #: **□**AM #: **OPEN**

Part Type: Micro relay

**52" Vertex S-Series Stand-On**OEM #: **□**AM #: **OPEN**

Part Type: Micro relay

**52" Vertex S-Series Stand-On**OEM #: AM #: **OPEN**

Part Type: Ignition switch assembly

**48" Vertex S-Series Stand-On**OEM #: AM #: **OPEN**

Part Type: Ignition switch assembly

**52" Vertex S-Series Stand-On**OEM #: AM #: **OPEN**

Part Type: Deck belt

**52" Vertex S-Series Stand-On**OEM #: **R15731**  **O34-313**AM #: **PARTIAL**

Part Type: Flat idler

**48" Vertex S-Series Stand-On**OEM #: **R15731** □ **O34-313**AM #: **PARTIAL**

Part Type: Flat idler

**48" Turf Tracer S-Series Walk-Behind**OEM #: **R13739**AM #: **PARTIAL**

Part Type: Flat idler

**48" Turf Tracer S-Series Walk-Behind**OEM #: **R13739**AM #: **PARTIAL**

Part Type: Flat idler pulley

**48" Turf Tracer S-Series Walk-Behind**

OEM #: □

AM #: **OPEN**

Part Type: Switch, key start

**60" Turf Tracer X-Series Walk-Behind**OEM #: [□](#)AM #: **OPEN**

Part Type: Key start switch

**36" Turf Tracer S-Series Walk-Behind**OEM #: [R9622](#) [□ S430-029](#) [□ O33-024](#)AM #: **VERIFIED**

Part Type: Switch &amp; key

**48" Turf Tracer S-Series Walk-Behind**OEM #: [R9622](#) [□ S430-029](#) [□ O33-024](#)AM #: **VERIFIED**

Part Type: Switch &amp; key

**52" Turf Tracer S-Series Walk-Behind**OEM #: [R9622](#) [□ S430-029](#) [□ O33-024](#)AM #: **VERIFIED**

Part Type: Switch &amp; key

1-403121

1-413473

**48" Turf Tracer S-Series Walk-Behind**

OEM #: **R9622**  **S430-029**  **O33-024**

AM #: **VERIFIED**

Part Type: Switch & key

**36" Turf Tracer S-Series Walk-Behind**

OEM #:

AM #: **OPEN**

Part Type: Wheel & tire assembly

1-413474

142-6054

**36" Turf Tracer S-Series Walk-Behind**

OEM #:

AM #: **OPEN**

Part Type: Tire only

**52" Vertex S-Series Stand-On**

OEM #:

AM #: **OPEN**

Part Type: Wheel/tire assembly

**48" Vertex S-Series Stand-On**

OEM #: □

AM #: **OPEN**

Part Type: Wheel/tire assembly

**48" Vertex S-Series Stand-On**

OEM #: □

AM #: **OPEN**

Part Type: Belt, cog A54

**52" Vertex S-Series Stand-On**

OEM #: □

AM #: **OPEN**

Part Type: Belt, cog A54

**48" Vertex S-Series Stand-On**

OEM #: □

AM #: **OPEN**

Part Type: Belt B147.4

**52" Turf Tracer S-Series Walk-Behind**

OEM #: **R9187** □ **S165-372** □ **O70-367**

AM #: **VERIFIED**

Part Type: Tire, Turfmaster

**60" Turf Tracer X-Series Walk-Behind**

OEM #: **R9187** □ **S165-372** □ **O70-367**

AM #: **VERIFIED**

Part Type: Tire, Turfmaster

**52" Turf Tracer S-Series Walk-Behind**

OEM #: **R9187** □ **S165-372** □ **O70-367**

AM #: **VERIFIED**

Part Type: Tire, Turfmaster

**48" Turf Tracer S-Series Walk-Behind**

OEM #: **R9187** □ **S165-372** □ **O70-367**

AM #: **VERIFIED**

Part Type: Tire, Turfmaster

1-613264

1-613264

**48" Turf Tracer S-Series Walk-Behind**

OEM #: **R9187** □ **S165-372** □ **O70-367**

AM #: **VERIFIED**

Part Type: Tire, Turfmaster

**48" Turf Tracer S-Series Walk-Behind**

OEM #: **R9187** □ **S165-372** □ **O70-367**

AM #: **VERIFIED**

Part Type: Tire, Turfmaster

1-643275

1-643275

**60" Turf Tracer X-Series Walk-Behind**

OEM #: **R9369** □ **S430-300** □ **O33-317**

AM #: **VERIFIED**

Part Type: Relay

**52" Turf Tracer S-Series Walk-Behind**

OEM #: **R9369** □ **S430-300** □ **O33-317**

AM #: **VERIFIED**

Part Type: Relay

**48" Turf Tracer S-Series Walk-Behind**OEM #: **R9369**  **S430-300**  **O33-317**AM #: **VERIFIED**

Part Type: Relay

**48" Turf Tracer S-Series Walk-Behind**OEM #: **R9369**  **S430-300**  **O33-317**AM #: **VERIFIED**

Part Type: Relay

**52" Vertex S-Series Stand-On**OEM #: AM #: **PARTIAL**

Part Type: Regulator / rectifier

**48" Vertex S-Series Stand-On**OEM #: AM #: **PARTIAL**

Part Type: Regulator / rectifier

**52" Turf Tracer S-Series Walk-Behind**OEM #: **R10-423**AM #: **PARTIAL**

Part Type: Regulator / rectifier

**52" Vertex S-Series Stand-On**

OEM #: □

AM #: **PARTIAL**

Part Type: Electric starter

**48" Vertex S-Series Stand-On**

OEM #: □

AM #: **PARTIAL**

Part Type: Electric starter

**52" Turf Tracer S-Series Walk-Behind**OEM #: **S435-447**AM #: **VERIFIED**

Part Type: Electric starter

**48" Vertex S-Series Stand-On**

OEM #:

AM #: **PARTIAL**

Part Type: Ignition coil assembly

**52" Vertex S-Series Stand-On**

OEM #:

AM #: **PARTIAL**

Part Type: Ignition coil assembly

**52" Turf Tracer S-Series Walk-Behind**

OEM #: **S305-051**

AM #: **PARTIAL**

Part Type: Ignition coil

**60" Turf Tracer X-Series Walk-Behind**

OEM #:

AM #: **VERIFIED**

Part Type: EFI fuel filter

**60" Turf Tracer X-Series Walk-Behind**OEM #: **Safety 25 083 04-S**AM #: **VERIFIED**

Part Type: Air filter element

**60" Turf Tracer X-Series Walk-Behind**OEM #: AM #: **VERIFIED**

Part Type: Spark plug XC12YC

**60" Turf Tracer X-Series Walk-Behind**OEM #: AM #: **PARTIAL**

Part Type: Voltage regulator

**60" Turf Tracer X-Series Walk-Behind**OEM #: **S055-166**AM #: **VERIFIED**

Part Type: Ignition coil

**36 in deck belt**

**48 in deck belt**

OEM #: **126-2222-SL**

AM #: **R7651** □ **S266-279** □ **O775-132**

Part Type: 36 in

OEM #: **126-0783-SL**

AM #: **R15274** □ **S265-620** □ **O115-706**

Part Type: 48 in

**49019-0027**

**49019-7001**

**52" Turf Tracer S-Series Walk-Behind**

OEM #: **S120-376**

AM #: **VERIFIED**

Part Type: In-line fuel filter

**48" Turf Tracer S-Series Walk-Behind**

OEM #: □

AM #: **PARTIAL**

Part Type: In-line fuel filter

49019-7001

49019-7005

**52" Turf Tracer S-Series Walk-Behind**

OEM #:

AM #: **PARTIAL**

Part Type: In-line fuel filter

**48" Turf Tracer S-Series Walk-Behind**

OEM #:

AM #: **VERIFIED**

Part Type: In-line fuel filter

49019-7005

49019-7005

**48" Vertex S-Series Stand-On**

OEM #:

AM #: **OPEN**

Part Type: In-line fuel filter

**52" Vertex S-Series Stand-On**

OEM #:

AM #: **OPEN**

Part Type: In-line fuel filter

**48" Turf Tracer S-Series Walk-Behind**OEM #: AM #: **VERIFIED**

Part Type: In-line fuel filter

**36" Turf Tracer S-Series Walk-Behind**OEM #: AM #: **VERIFIED**

Part Type: In-line fuel filter

**52" Turf Tracer S-Series Walk-Behind**OEM #: **S120-282**AM #: **VERIFIED**

Part Type: Spin-on oil filter

**48" Vertex S-Series Stand-On**OEM #: AM #: **VERIFIED**

Part Type: Spin-on oil filter

**52" Vertex S-Series Stand-On**

OEM #:

AM #: **VERIFIED**

Part Type: Spin-on oil filter

**48" Turf Tracer S-Series Walk-Behind**

OEM #:

AM #: **VERIFIED**

Part Type: Spin-on oil filter

**48" Turf Tracer S-Series Walk-Behind**

OEM #:

AM #: **VERIFIED**

Part Type: Spin-on oil filter

**36" Turf Tracer S-Series Walk-Behind**

OEM #:

AM #: **VERIFIED**

Part Type: Spin-on oil filter

**48" Turf Tracer S-Series Walk-Behind**OEM #: [□](#)AM #: **PARTIAL**

Part Type: Spin-on oil filter

**52" Turf Tracer S-Series Walk-Behind**OEM #: [□](#)AM #: **PARTIAL**

Part Type: Spin-on oil filter

**52 in deck belt****92049-7001**OEM #: [126-0784-SL](#)AM #: **R16046** [□](#) **S302-619** [□](#) **O96-322**

Part Type: 52 in

**52" Turf Tracer S-Series Walk-Behind**OEM #: [Verify by spec](#)AM #: **OPEN**

Part Type: PTO / lower oil seal

92049-7001

92049-7009

**48" Turf Tracer S-Series Walk-Behind**

OEM #: **Verify by spec**

AM #: **OPEN**

Part Type: PTO / lower oil seal

**52" Turf Tracer S-Series Walk-Behind**

OEM #: **S120-167**

AM #: **VERIFIED**

Part Type: Lower oil seal

92049-7028

92049-7028

**52" Vertex S-Series Stand-On**

OEM #: **□**

AM #: **PARTIAL**

Part Type: Lower oil seal

**48" Vertex S-Series Stand-On**

OEM #: **□**

AM #: **PARTIAL**

Part Type: Lower oil seal

**52" Turf Tracer S-Series Walk-Behind**

OEM #: **NGK BPR4ES**

AM #: **VERIFIED**

Part Type: NGK spark plug

**72" Lazer Z S-Series Zero-Turn (72 in / FS730V)**

OEM #: **130-4702**

AM #: **R21-046 S102-721**

Part Type: ENGINE MAINTENANCE

**60" Lazer Z S-Series Zero-Turn (60 in / FS691V)**

OEM #: **130-4700**

AM #: **R21-046 S102-721**

Part Type: ENGINE MAINTENANCE

**60" Turf Tracer S-Series Walk-Behind (60 in / FS691V)**

OEM #: **130-4694**

AM #: **R21-046 S102-721**

Part Type: ENGINE MAINTENANCE

**Air filter**

**Air filter**

**48" Turf Tracer S-Series Walk-Behind (48 in / FS481V)**

OEM #: **130-4690**

AM #: **R21-044 S102-719**

Part Type: ENGINE MAINTENANCE

**52" Turf Tracer S-Series Walk-Behind (52 in / FS481V)**

OEM #: **130-4692**

AM #: **R21-044 S102-719**

Part Type: ENGINE MAINTENANCE

**Air filter**

**Air filter**

**52" Lazer Z S-Series Zero-Turn (52 in / FS481V)**

OEM #: **130-4698**

AM #: **R21-044 S102-719**

Part Type: ENGINE MAINTENANCE

**48" Lazer Z S-Series Zero-Turn (48 in / FS481V)**

OEM #: **130-4696**

AM #: **R21-044 S102-719**

Part Type: ENGINE MAINTENANCE

**Air filter element**

**Air filter element**

OEM #: **25 083 01-S**  
AM #: **Safety 25 083 04-S**  
Part Type: 60 in

OEM #: **11013-0752**  
AM #: **Pre-cleaner 11013-7046**  
Part Type: 48 in

**Air filter element**

**Air filter element**

OEM #: **11013-7047**  
AM #:   
Part Type: 48 in

OEM #: **11013-7049**  
AM #:   
Part Type: 52 in

**Anti-scalp roller**

**Anti-scalp roller kit**

OEM #: **103-8415**

AM #: **R12015** □ **S210-037** □ **O72-020**

Part Type: 60 in

OEM #: **116-9981**

AM #: **R10301** □ **S210-169** □ **O72-050**

Part Type: 60 in

**Belt B147.4**

**Belt, cog A54**

OEM #: **142-8172**

AM #: □

Part Type: 48 in

OEM #: **142-8149**

AM #: □

Part Type: 52 in

**Blade bolt kit**

**Blade bolt kit**

**52" Lazer Z S-Series Zero-Turn (52 in / FS481V)**

OEM #: **100-2819**

AM #: **R7430085 S374-001**

Part Type: SPINDLES

**72" Lazer Z S-Series Zero-Turn (72 in / FS730V)**

OEM #: **100-2821**

AM #: **R7430085 S374-001**

Part Type: SPINDLES

**Blade bolt kit**

**Blade bolt kit**

**48" Turf Tracer S-Series Walk-Behind (48 in / FS481V)**

OEM #: **100-2815**

AM #: **R7430085 S374-001**

Part Type: SPINDLES

**60" Turf Tracer S-Series Walk-Behind (60 in / FS691V)**

OEM #: **100-2817**

AM #: **R7430085 S374-001**

Part Type: SPINDLES

**Blade bolt kit**

**Blade bolt kit**

**52" Turf Tracer S-Series Walk-Behind (52 in / FS481V)**

OEM #: **100-2816**

AM #: **R7430085 S374-001**

Part Type: SPINDLES

**60" Lazer Z S-Series Zero-Turn (60 in / FS691V)**

OEM #: **100-2820**

AM #: **R7430085 S374-001**

Part Type: SPINDLES

**Blade bolt kit**

**Blade-drive sheave**

**48" Lazer Z S-Series Zero-Turn (48 in / FS481V)**

OEM #: **100-2818**

AM #: **R7430085 S374-001**

Part Type: SPINDLES

OEM #: **116-0674**

AM #: **R16633**

Part Type: 48 in

OEM #: **116-0675**

AM #:

Part Type: 52 in

**52" Turf Tracer S-Series Walk-Behind**

OEM #:

AM #: **VERIFIED**

Part Type: NGK spark plug

**48" Turf Tracer S-Series Walk-Behind**

OEM #:

AM #: **VERIFIED**

Part Type: NGK spark plug

**48" Vertex S-Series Stand-On**

OEM #:

AM #: **VERIFIED**

Part Type: NGK spark plug

**48" Turf Tracer S-Series Walk-Behind**

OEM #:

AM #: **VERIFIED**

Part Type: NGK spark plug

**48" Turf Tracer S-Series Walk-Behind**

OEM #:

AM #: **VERIFIED**

Part Type: NGK spark plug

**36" Turf Tracer S-Series Walk-Behind**

OEM #:

AM #: **VERIFIED**

Part Type: NGK spark plug

**52" Vertex S-Series Stand-On**

OEM #:

AM #: **VERIFIED**

Part Type: NGK spark plug

## Caster wheel

## Clutch kit

OEM #: **116-6040**

AM #: **R810-6040**

Part Type: 52 in

OEM #: **116-1620**

AM #: □

Part Type: 52 in

## Cutter housing with bearings

## Deck belt

OEM #: **116-3344**

AM #: **R17372** □ **S285-030** □ **O82-102**

Part Type: 36 in

OEM #: **126-6626-SL**

AM #: □

Part Type: 52 in

Deck belt

Deck drive belt

OEM #: [Verify by serial](#)

AM #: □

Part Type: 60 in

**60" Lazer Z S-Series Zero-Turn (60 in / FS691V)**

OEM #: [109-8072](#)

AM #: [R46-385 S265-539 O75-635](#)

Part Type: DECK BELT

Deck drive belt

Deck drive belt

**72" Lazer Z S-Series Zero-Turn (72 in / FS730V)**

OEM #: [109-8073](#)

AM #: [R46-386 S265-540 O75-636](#)

Part Type: DECK BELT

**48" Turf Tracer S-Series Walk-Behind (48 in / FS481V)**

OEM #: [109-8067](#)

AM #: [R46-380 S265-534 O75-630](#)

Part Type: DECK BELT

**Deck drive belt**

**Deck drive belt**

**52" Lazer Z S-Series Zero-Turn (52 in / FS481V)**

OEM #: **109-8071**

AM #: **R46-384 S265-538 O75-634**

Part Type: DECK BELT

**48" Lazer Z S-Series Zero-Turn (48 in / FS481V)**

OEM #: **109-8070**

AM #: **R46-383 S265-537 O75-633**

Part Type: DECK BELT

**Deck drive belt**

**Deck drive belt**

**60" Turf Tracer S-Series Walk-Behind (60 in / FS691V)**

OEM #: **109-8069**

AM #: **R46-382 S265-536 O75-632**

Part Type: DECK BELT

**52" Turf Tracer S-Series Walk-Behind (52 in / FS481V)**

OEM #: **109-8068**

AM #: **R46-381 S265-535 O75-631**

Part Type: DECK BELT

**Deck idler assembly**

**EFI fuel filter**

OEM #: **126-2314**

AM #: □

Part Type: 60 in

OEM #: **24 050 13-S**

AM #: □

Part Type: 60 in

**Electric PTO clutch**

**Electric starter**

OEM #: **126-2615**

AM #: **X0938**

Part Type: 60 in

OEM #: **Verify by spec code**

AM #: □

Part Type: 60 in

**Electric starter**

**Electric starter**

OEM #: **21163-0749**

AM #: □

Part Type: 52 in

OEM #: **21163-7011**

AM #: **S435-447**

Part Type: 52 in

**Extreme 2 / mulching blade**

**Extreme 2 / mulching blade**

**52" Lazer Z S-Series Zero-Turn (52 in / FS481V)**

OEM #: **116-5181-S**

AM #: **R11279 S302-619 O96-329**

Part Type: BLADES

**72" Lazer Z S-Series Zero-Turn (72 in / FS730V)**

OEM #: **116-5183-S**

AM #: **R11279 S302-621 O96-333**

Part Type: BLADES

Extreme 2 / mulching blade

Extreme 2 / mulching blade

**48" Turf Tracer S-Series Walk-Behind (48 in / FS481V)**

OEM #: **116-5177-S**

AM #: **R11279 S302-615 O96-321**

Part Type: 48 in

**60" Turf Tracer S-Series Walk-Behind (60 in / FS691V)**

OEM #: **116-5179-S**

AM #: **R11279 S302-617 O96-325**

Part Type: BLADES

Extreme 2 / mulching blade

Extreme 2 / mulching blade

**52" Turf Tracer S-Series Walk-Behind (52 in / FS481V)**

OEM #: **116-5178-S**

AM #: **R11279 S302-616 O96-323**

Part Type: BLADES

**48" Lazer Z S-Series Zero-Turn (48 in / FS481V)**

OEM #: **116-5180-S**

AM #: **R11279 S302-618 O96-327**

Part Type: BLADES

Extreme 2 / mulching blade

Extreme 2 / toothed blade

60" Lazer Z S-Series Zero-Turn (60 in / FS691V)

OEM #: **116-5182-S**

AM #: **R11279 S302-620 O96-331**

Part Type: BLADES

OEM #: **116-5175-S**

AM #: **R11267 □ S302-619 □ O96-322**

Part Type: 52 in

Flanged idler

Flat idler

OEM #: **116-4668**

AM #: **R14757**

Part Type: 48 in

OEM #: **126-9197**

AM #: **R13739**

Part Type: 48 in

**Flat idler**

**Flat idler**

OEM #: **126-9187**  
AM #: **R15731** □ **O34-313**  
Part Type: 52 in

OEM #: **116-4669**  
AM #: **R13739**  
Part Type: 52 in

**Flat idler**

**Flat idler pulley**

OEM #: **109-4077**  
AM #: **R13-12302** □ **S280-880**  
Part Type: 52 in

**72" Lazer Z S-Series Zero-Turn (72 in / FS730V)**  
OEM #: **106-3203**  
AM #: **R14-313 S285-469**  
Part Type: PULLEYS & IDLERS

**Flat idler pulley**

**Flat idler pulley**

**60" Turf Tracer S-Series Walk-Behind (60 in / FS691V)**

OEM #: **106-3199**

AM #: **R14-313 S285-469**

Part Type: PULLEYS & IDLERS

**52" Lazer Z S-Series Zero-Turn (52 in / FS481V)**

OEM #: **106-3201**

AM #: **R14-313 S285-469**

Part Type: PULLEYS & IDLERS

**Flat idler pulley**

**Flat idler pulley**

**48" Turf Tracer S-Series Walk-Behind (48 in / FS481V)**

OEM #: **106-3197**

AM #: **R14-313 S285-469**

Part Type: PULLEYS & IDLERS

**60" Lazer Z S-Series Zero-Turn (60 in / FS691V)**

OEM #: **106-3202**

AM #: **R14-313 S285-469**

Part Type: PULLEYS & IDLERS

**Flat idler pulley**

**Flat idler pulley**

**48" Lazer Z S-Series Zero-Turn (48 in / FS481V)**

OEM #: **106-3200**

AM #: **R14-313 S285-469**

Part Type: PULLEYS & IDLERS

**52" Turf Tracer S-Series Walk-Behind (52 in / FS481V)**

OEM #: **106-3198**

AM #: **R14-313 S285-469**

Part Type: PULLEYS & IDLERS

**Fuel filter**

**Fuel filter**

**52" Turf Tracer S-Series Walk-Behind (52 in / FS481V)**

OEM #: **117-1452**

AM #: **R07-200 S120-436**

Part Type: ENGINE MAINTENANCE

**72" Lazer Z S-Series Zero-Turn (72 in / FS730V)**

OEM #: **117-1457**

AM #: **R07-200 S120-436**

Part Type: ENGINE MAINTENANCE

Fuel filter

Fuel filter

**48" Turf Tracer S-Series Walk-Behind (48 in / FS481V)**

OEM #: **117-1451**

AM #: **R07-200 S120-436**

Part Type: ENGINE MAINTENANCE

**60" Turf Tracer S-Series Walk-Behind (60 in / FS691V)**

OEM #: **117-1453**

AM #: **R07-200 S120-436**

Part Type: ENGINE MAINTENANCE

Fuel filter

Fuel filter

**60" Lazer Z S-Series Zero-Turn (60 in / FS691V)**

OEM #: **117-1456**

AM #: **R07-200 S120-436**

Part Type: ENGINE MAINTENANCE

**52" Lazer Z S-Series Zero-Turn (52 in / FS481V)**

OEM #: **117-1455**

AM #: **R07-200 S120-436**

Part Type: ENGINE MAINTENANCE

**Fuel filter****Ground-drive belt****48" Lazer Z S-Series Zero-Turn (48 in / FS481V)**OEM #: **117-1454**AM #: **R07-200 S120-436**

Part Type: ENGINE MAINTENANCE

OEM #: **103-4761-SL**AM #: **R12641 □ S265-628 □ O15-114**

Part Type: 60 in

**Idler arm assembly****Idler pulley — deck**OEM #: **116-3806**

AM #: □

Part Type: 48 in

**48" Turf Tracer S-Series Walk-Behind (48 in / FS481V)**OEM #: **110-6866**AM #: **R14-313 S285-469**

Part Type: PULLEYS &amp; IDLERS

**Idler pulley — deck**

**Idler pulley — deck**

**52" Lazer Z S-Series Zero-Turn (52 in / FS481V)**

OEM #: **110-6870**

AM #: **R14-313 S285-469**

Part Type: PULLEYS & IDLERS

**60" Turf Tracer S-Series Walk-Behind (60 in / FS691V)**

OEM #: **110-6868**

AM #: **R14-313 S285-469**

Part Type: PULLEYS & IDLERS

**Idler pulley — deck**

**Idler pulley — deck**

**60" Lazer Z S-Series Zero-Turn (60 in / FS691V)**

OEM #: **110-6871**

AM #: **R14-313 S285-469**

Part Type: PULLEYS & IDLERS

**48" Lazer Z S-Series Zero-Turn (48 in / FS481V)**

OEM #: **110-6869**

AM #: **R14-313 S285-469**

Part Type: PULLEYS & IDLERS

**Idler pulley — deck**

**Idler pulley — deck**

**52" Turf Tracer S-Series Walk-Behind (52 in / FS481V)**

OEM #: **110-6867**

AM #: **R14-313 S285-469**

Part Type: PULLEYS & IDLERS

**72" Lazer Z S-Series Zero-Turn (72 in / FS730V)**

OEM #: **110-6872**

AM #: **R14-313 S285-469**

Part Type: PULLEYS & IDLERS

**Ignition coil**

**Ignition coil**

OEM #: **21171-7007**

AM #: **S305-051**

Part Type: 52 in

OEM #: **25 519 02-S**

AM #: **S055-166**

Part Type: 60 in

### Ignition coil assembly

### Ignition switch assembly

OEM #: **21171-0743**

AM #: □

Part Type: 52 in

OEM #: **126-6285**

AM #: □

Part Type: 52 in

### Ignition switch w/ keys

### In-line fuel filter

OEM #: **103-0206**

AM #: **R11822 □ S430-334**

Part Type: 52 in

OEM #: **49019-7001**

AM #: □

Part Type: 48 in

**In-line fuel filter**

**In-line fuel filter**

OEM #: **49019-7005**

AM #: □

Part Type: 52 in

OEM #: **49019-0027**

AM #: **S120-376**

Part Type: 52 in

**Key start switch**

**Lower oil seal**

OEM #: **135-2253**

AM #: □

Part Type: 60 in

OEM #: **92049-7028**

AM #: □

Part Type: 52 in

**Lower oil seal**

**Mandrel pulley**

OEM #: **92049-7009**

AM #: **S120-167**

Part Type: 52 in

**60" Lazer Z S-Series Zero-Turn (60 in / FS691V)**

OEM #: **1-513036**

AM #: **R01-513036 S285-143**

Part Type: PULLEYS & IDLERS

**Mandrel pulley**

**Mandrel pulley**

**52" Lazer Z S-Series Zero-Turn (52 in / FS481V)**

OEM #: **1-513035**

AM #: **R01-513035 S285-143**

Part Type: PULLEYS & IDLERS

**60" Turf Tracer S-Series Walk-Behind (60 in / FS691V)**

OEM #: **1-513033**

AM #: **R01-513033 S285-143**

Part Type: PULLEYS & IDLERS

**Mandrel pulley**

**Mandrel pulley**

**48" Lazer Z S-Series Zero-Turn (48 in / FS481V)**

OEM #: **1-513034**

AM #: **R01-513034 S285-143**

Part Type: PULLEYS & IDLERS

**72" Lazer Z S-Series Zero-Turn (72 in / FS730V)**

OEM #: **1-513037**

AM #: **R01-513037 S285-143**

Part Type: PULLEYS & IDLERS

**Mandrel pulley**

**Mandrel pulley**

**48" Turf Tracer S-Series Walk-Behind (48 in / FS481V)**

OEM #: **1-513031**

AM #: **R01-513031 S285-143**

Part Type: PULLEYS & IDLERS

**52" Turf Tracer S-Series Walk-Behind (52 in / FS481V)**

OEM #: **1-513032**

AM #: **R01-513032 S285-143**

Part Type: PULLEYS & IDLERS

**Micro relay**

**NGK spark plug**

OEM #: **126-3991**

AM #: □

Part Type: 52 in

OEM #: **BPR4ES**

AM #: □

Part Type: 52 in

**NGK spark plug**

**Notched blade**

OEM #: **92070-7003 / BPR4ES**

AM #: **NGK BPR4ES**

Part Type: 52 in

**72" Lazer Z S-Series Zero-Turn (72 in / FS730V)**

OEM #: **103-6407**

AM #: **R11231 S355-249 O92-075**

Part Type: BLADES

**Notched blade**

**Notched blade**

**60" Turf Tracer S-Series Walk-Behind (60 in / FS691V)**

OEM #: **103-6403**

AM #: **R11231 S355-235 O92-051**

Part Type: BLADES

**52" Turf Tracer S-Series Walk-Behind (52 in / FS481V)**

OEM #: **103-6402**

AM #: **R11231 S355-233 O92-043**

Part Type: BLADES

**Notched blade**

**Notched blade**

OEM #: **103-6402-S**

AM #: **R11267 □ S355-291 □ O92-030**

Part Type: 52 in

**48" Turf Tracer S-Series Walk-Behind (48 in / FS481V)**

OEM #: **103-6401-S**

AM #: **R11231 □ S355-229 □ O92-029**

Part Type: 48 in

**Notched blade**

**Notched blade**

**52" Lazer Z S-Series Zero-Turn (52 in / FS481V)**

OEM #: **103-6405**

AM #: **R11231 S355-243 O92-063**

Part Type: BLADES

**60" Lazer Z S-Series Zero-Turn (60 in / FS691V)**

OEM #: **103-6406**

AM #: **R11231 S355-247 O92-071**

Part Type: BLADES

**Notched blade**

**Oil filter**

**48" Lazer Z S-Series Zero-Turn (48 in / FS481V)**

OEM #: **103-6404**

AM #: **R11231 S355-241 O92-059**

Part Type: BLADES

**52" Turf Tracer S-Series Walk-Behind (52 in / FS481V)**

OEM #: **120-4277**

AM #: **R120-4277 S492932**

Part Type: ENGINE MAINTENANCE

**Oil filter**

**Oil filter**

**60" Lazer Z S-Series Zero-Turn (60 in / FS691V)**

OEM #: **120-4281**

AM #: **R120-4281 S492932**

Part Type: ENGINE MAINTENANCE

**48" Turf Tracer S-Series Walk-Behind (48 in / FS481V)**

OEM #: **120-4276**

AM #: **R120-4276 S492932**

Part Type: ENGINE MAINTENANCE

**Oil filter**

**Oil filter**

**52" Lazer Z S-Series Zero-Turn (52 in / FS481V)**

OEM #: **120-4280**

AM #: **R120-4280 S492932**

Part Type: ENGINE MAINTENANCE

**48" Lazer Z S-Series Zero-Turn (48 in / FS481V)**

OEM #: **120-4279**

AM #: **R120-4279 S492932**

Part Type: ENGINE MAINTENANCE

**Oil filter**

**Oil filter**

**72" Lazer Z S-Series Zero-Turn (72 in / FS730V)**

OEM #: **120-4282**

AM #: **R120-4282 S492932**

Part Type: ENGINE MAINTENANCE

**60" Turf Tracer S-Series Walk-Behind (60 in / FS691V)**

OEM #: **120-4278**

AM #: **R120-4278 S492932**

Part Type: ENGINE MAINTENANCE

**Pre-cleaner / foam filter**

**Pre-cleaner / foam filter**

**60" Lazer Z S-Series Zero-Turn (60 in / FS691V)**

OEM #: **130-4701**

AM #: **R21-047 S102-722**

Part Type: ENGINE MAINTENANCE

**52" Turf Tracer S-Series Walk-Behind (52 in / FS481V)**

OEM #: **130-4693**

AM #: **R21-045 S102-720**

Part Type: ENGINE MAINTENANCE

**Pre-cleaner / foam filter**

**Pre-cleaner / foam filter**

**48" Lazer Z S-Series Zero-Turn (48 in / FS481V)**

OEM #: **130-4697**

AM #: **R21-045 S102-720**

Part Type: ENGINE MAINTENANCE

**60" Turf Tracer S-Series Walk-Behind (60 in / FS691V)**

OEM #: **130-4695**

AM #: **R21-047 S102-722**

Part Type: ENGINE MAINTENANCE

**Pre-cleaner / foam filter**

**Pre-cleaner / foam filter**

**52" Lazer Z S-Series Zero-Turn (52 in / FS481V)**

OEM #: **130-4699**

AM #: **R21-045 S102-720**

Part Type: ENGINE MAINTENANCE

**48" Turf Tracer S-Series Walk-Behind (48 in / FS481V)**

OEM #: **130-4691**

AM #: **R21-045 S102-720**

Part Type: ENGINE MAINTENANCE

Pre-cleaner / foam filter

PTO / lower oil seal

**72" Lazer Z S-Series Zero-Turn (72 in / FS730V)**

OEM #: **130-4703**

AM #: **R21-047 S102-722**

Part Type: ENGINE MAINTENANCE

OEM #: **92049-7001**

AM #: **Verify by spec**

Part Type: 48 in

PTO switch

Regulator / rectifier

OEM #: **103-5221**

AM #: **R9623**

Part Type: 60 in

OEM #: **21066-7020**

AM #: **R10-423**

Part Type: 52 in

**Regulator / rectifier**

**Relay**

OEM #: **21066-7017**

AM #: □

Part Type: 52 in

OEM #: **1-643275**

AM #: **R9369 □ S430-300 □ O33-317**

Part Type: 60 in

**Relay**

**Spark plug**

OEM #: **103-2481**

AM #: **R1032481**

Part Type: 52 in

**48" Turf Tracer S-Series Walk-Behind (48 in / FS481V)**

OEM #: **150-5025**

AM #: **R15-551 S130-807**

Part Type: ENGINE MAINTENANCE

**Spark plug**

**Spark plug**

**52" Turf Tracer S-Series Walk-Behind (52 in / FS481V)**

OEM #: **150-5026**

AM #: **R15-551 S130-807**

Part Type: ENGINE MAINTENANCE

**52" Lazer Z S-Series Zero-Turn (52 in / FS481V)**

OEM #: **150-5029**

AM #: **R15-551 S130-807**

Part Type: ENGINE MAINTENANCE

**Spark plug**

**Spark plug**

**60" Turf Tracer S-Series Walk-Behind (60 in / FS691V)**

OEM #: **150-5027**

AM #: **R15-551 S130-807**

Part Type: ENGINE MAINTENANCE

**48" Lazer Z S-Series Zero-Turn (48 in / FS481V)**

OEM #: **150-5028**

AM #: **R15-551 S130-807**

Part Type: ENGINE MAINTENANCE

**Spark plug**

**Spark plug**

**60" Lazer Z S-Series Zero-Turn (60 in / FS691V)**

OEM #: **150-5030**

AM #: **R15-551 S130-807**

Part Type: ENGINE MAINTENANCE

**72" Lazer Z S-Series Zero-Turn (72 in / FS730V)**

OEM #: **150-5031**

AM #: **R15-551 S130-807**

Part Type: ENGINE MAINTENANCE

**Spark plug XC12YC**

**Spindle & seal assembly**

OEM #: **25 132 14-S**

AM #: □

Part Type: 60 in

OEM #: **116-3342**

AM #: □

Part Type: 48 in

**Spindle assembly**

**Spindle assembly**

OEM #: **116-3341**

AM #: □

Part Type: 60 in

**72" Lazer Z S-Series Zero-Turn (72 in / FS730V)**

OEM #: **103-8286**

AM #: **R10-9663 S285-101**

Part Type: SPINDLES

**Spindle assembly**

**Spindle assembly**

**48" Lazer Z S-Series Zero-Turn (48 in / FS481V)**

OEM #: **103-8283**

AM #: **R10-9657 S285-098**

Part Type: SPINDLES

**60" Turf Tracer S-Series Walk-Behind (60 in / FS691V)**

OEM #: **103-8282**

AM #: **R10-9655 S285-097**

Part Type: SPINDLES

**Spindle assembly**

**Spindle assembly**

**60" Lazer Z S-Series Zero-Turn (60 in / FS691V)**

OEM #: **103-8285**

AM #: **R10-9661 S285-100**

Part Type: SPINDLES

**52" Lazer Z S-Series Zero-Turn (52 in / FS481V)**

OEM #: **103-8284**

AM #: **R10-9659 S285-099**

Part Type: SPINDLES

**Spindle assembly**

**Spindle bearing**

**52" Turf Tracer S-Series Walk-Behind (52 in / FS481V)**

OEM #: **103-8281**

AM #: **R10-9653 S285-096**

Part Type: SPINDLES

**52" Lazer Z S-Series Zero-Turn (52 in / FS481V)**

OEM #: **103-8289**

AM #: **R45-108 S215-067**

Part Type: SPINDLES

**Spindle bearing**

**Spindle bearing**

**60" Lazer Z S-Series Zero-Turn (60 in / FS691V)**

OEM #: **103-8290**

AM #: **R45-108 S215-067**

Part Type: SPINDLES

**60" Turf Tracer S-Series Walk-Behind (60 in / FS481V)**

OEM #: **103-8287**

AM #: **R45-108 S215-067**

Part Type: SPINDLES

**Spindle bearing**

**Spindle bearing**

**48" Lazer Z S-Series Zero-Turn (48 in / FS481V)**

OEM #: **103-8288**

AM #: **R45-108 S215-067**

Part Type: SPINDLES

**72" Lazer Z S-Series Zero-Turn (72 in / FS730V)**

OEM #: **103-8291**

AM #: **R45-108 S215-067**

Part Type: SPINDLES

**Spindle housing**

**Spindle housing**

**52" Lazer Z S-Series Zero-Turn (52 in / FS481V)**

OEM #: **103-8283-H**

AM #: **R10-9660**

Part Type: SPINDLES

**48" Lazer Z S-Series Zero-Turn (48 in / FS481V)**

OEM #: **103-8282-H**

AM #: **R10-9658**

Part Type: SPINDLES

**Spindle housing**

**Spindle housing**

**72" Lazer Z S-Series Zero-Turn (72 in / FS730V)**

OEM #: **103-8285-H**

AM #: **R10-9664**

Part Type: SPINDLES

**52" Turf Tracer S-Series Walk-Behind (52 in / FS481V)**

OEM #: **103-8280**

AM #: **R10-9654**

Part Type: SPINDLES

**Spindle housing**

**Spindle housing**

**60" Lazer Z S-Series Zero-Turn (60 in / FS691V)**

OEM #: **103-8284-H**

AM #: **R10-9662**

Part Type: SPINDLES

**60" Turf Tracer S-Series Walk-Behind (60 in / FS691V)**

OEM #: **103-8281-H**

AM #: **R10-9656**

Part Type: SPINDLES

**Spindle housing**

**Spin-on oil filter**

**48" Turf Tracer S-Series Walk-Behind (48 in / FS481V)**

OEM #: **103-8279**

AM #: **R10-9652**

Part Type: SPINDLES

OEM #: **49065-7007**

AM #: □

Part Type: 48 in

Spin-on oil filter

Spin-on oil filter

OEM #: **12 050 01-S**

AM #: □

Part Type: 60 in

OEM #: **49065-0721**

AM #: □

Part Type: 52 in

Start relay / solenoid

Switch & key

OEM #: **109-4237**

AM #: **R1094237**

Part Type: 52 in

OEM #: **1-403121**

AM #: **R9622 □ S430-029 □ O33-024**

Part Type: 48 in

**Tire only**

**Tire, Turfmaster**

OEM #: **1-413474**

AM #: □

Part Type: 36 in

OEM #: **1-613264**

AM #: **R9187 □ S165-372 □ O70-367**

Part Type: 60 in

**Verify by serial**

**Verify by serial**

**60" Turf Tracer X-Series Walk-Behind**

OEM #: □

AM #: **OPEN**

Part Type: Deck belt

**60" Turf Tracer X-Series Walk-Behind**

OEM #: □

AM #: **OPEN**

Part Type: 60 in blade

Verify by spec code

Verify by spec code

**60" Turf Tracer X-Series Walk-Behind**

OEM #:

AM #: **OPEN**

Part Type: PTO / lower oil seal

**48" Turf Tracer S-Series Walk-Behind**

OEM #:

AM #: **OPEN**

Part Type: Regulator / rectifier

Verify by spec code

Verify by spec code

**60" Turf Tracer X-Series Walk-Behind**

OEM #:

AM #: **OPEN**

Part Type: Electric starter

**36" Turf Tracer S-Series Walk-Behind**

OEM #:

AM #: **OPEN**

Part Type: Regulator / rectifier

Verify by spec code

Verify by spec code

**36" Turf Tracer S-Series Walk-Behind**

OEM #:

AM #: **OPEN**

Part Type: Ignition coil

**48" Turf Tracer S-Series Walk-Behind**

OEM #:

AM #: **OPEN**

Part Type: Ignition coil

Verify by spec code

Verify by spec code

**36" Turf Tracer S-Series Walk-Behind**

OEM #:

AM #: **OPEN**

Part Type: Lower oil seal

**52" Turf Tracer S-Series Walk-Behind**

OEM #:

AM #: **OPEN**

Part Type: Ignition coil

Verify by spec code

Verify by spec code

**36" Turf Tracer S-Series Walk-Behind**

OEM #:

AM #: **OPEN**

Part Type: Electric starter

**48" Turf Tracer S-Series Walk-Behind**

OEM #:

AM #: **OPEN**

Part Type: Lower oil seal

Verify by spec code

Verify by spec code

**48" Turf Tracer S-Series Walk-Behind**

OEM #:

AM #: **OPEN**

Part Type: Electric starter

**48" Turf Tracer S-Series Walk-Behind**

OEM #:

AM #: **OPEN**

Part Type: Lower oil seal

Verify by spec code

Verify by spec code

**48" Turf Tracer S-Series Walk-Behind**

OEM #:

AM #: **OPEN**

Part Type: Ignition coil

**52" Turf Tracer S-Series Walk-Behind**

OEM #:

AM #: **OPEN**

Part Type: Electric starter

Verify by spec code

Verify by spec code

**48" Turf Tracer S-Series Walk-Behind**

OEM #:

AM #: **OPEN**

Part Type: Electric starter

**48" Turf Tracer S-Series Walk-Behind**

OEM #:

AM #: **OPEN**

Part Type: Ignition coil

Verify by spec code

Verify by spec code

**52" Turf Tracer S-Series Walk-Behind**

OEM #:

AM #: **OPEN**

Part Type: Regulator / rectifier

**48" Turf Tracer S-Series Walk-Behind**

OEM #:

AM #: **OPEN**

Part Type: Electric starter

Verify by spec code

Verify by spec code

**48" Turf Tracer S-Series Walk-Behind**

OEM #:

AM #: **OPEN**

Part Type: Regulator / rectifier

**48" Turf Tracer S-Series Walk-Behind**

OEM #:

AM #: **OPEN**

Part Type: Regulator / rectifier

## Voltage regulator

## Wheel & tire assembly

OEM #: **25 403 39-S**

AM #: □

Part Type: 60 in

OEM #: **1-413473**

AM #: □

Part Type: 36 in

## Wheel/tire assembly

OEM #: **142-6054**

AM #: □

Part Type: 52 in

**52" Turf Tracer S-Series Walk-Behind**

OEM #: **R11822** □ **S430-334**

AM #: **PARTIAL**

Part Type: Ignition switch w/ keys

**52" Turf Tracer S-Series Walk-Behind**

OEM #: **R1032481**

AM #: **PARTIAL**

Part Type: Relay

**52" Turf Tracer S-Series Walk-Behind**

OEM #: **R12641** | **S265-628** | **O15-114**

AM #: **VERIFIED**

Part Type: Ground-drive belt

**48" Turf Tracer S-Series Walk-Behind**

OEM #: **R12641** □ **S265-628** □ **O15-114**

AM #: **VERIFIED**

Part Type: Ground-drive belt

**48" Turf Tracer S-Series Walk-Behind**

OEM #: **R12641** | **S265-628** | **O15-114**

AM #: **VERIFIED**

Part Type: Ground-drive belt

**36" Turf Tracer S-Series Walk-Behind**

OEM #: [R12641](#) | [S265-628](#) | [O15-114](#)

AM #: **VERIFIED**

Part Type: Ground-drive belt

**52" Turf Tracer S-Series Walk-Behind**

OEM #: **R12641** | **S265-628** | **O15-114**

AM #: **VERIFIED**

Part Type: Ground-drive belt

**60" Turf Tracer X-Series Walk-Behind**

OEM #: **R12641** | **S265-628** | **O15-114**

AM #: **VERIFIED**

Part Type: Ground-drive belt

**48" Turf Tracer S-Series Walk-Behind**

OEM #: **R12641** | **S265-628** | **O15-114**

AM #: **VERIFIED**

Part Type: Ground-drive belt

**48" Turf Tracer S-Series Walk-Behind**

OEM #: **R9623**

AM #: **PARTIAL**

Part Type: PTO switch

**60" Turf Tracer X-Series Walk-Behind**

OEM #: **R9623**

AM #: **PARTIAL**

Part Type: PTO switch

**52" Turf Tracer S-Series Walk-Behind**

OEM #: **R9623**

AM #: **PARTIAL**

Part Type: PTO switch

**48" Vertex S-Series Stand-On**

OEM #: **R11231** | **S355-229** | **O92-029**

AM #: **VERIFIED**

Part Type: Notched blade

**48" Turf Tracer S-Series Walk-Behind**

OEM #: **R11231** | **S355-229** | **O92-029**

AM #: **VERIFIED**

Part Type: Notched blade

**48" Turf Tracer S-Series Walk-Behind**

OEM #: **R11231** | **S355-229** | **O92-029**

AM #: **VERIFIED**

Part Type: Notched blade

**48" Turf Tracer S-Series Walk-Behind**

OEM #: **R11231** | **S355-229** | **O92-029**

AM #: **VERIFIED**

Part Type: Notched blade

**36" Turf Tracer S-Series Walk-Behind**

OEM #: **R11267** □ **S355-291** □ **O92-030**

AM #: **VERIFIED**

Part Type: Notched blade

**52" Vertex S-Series Stand-On**

OEM #: **R11267** □ **S355-291** □ **O92-030**

AM #: **VERIFIED**

Part Type: Notched blade

**52" Turf Tracer S-Series Walk-Behind**

OEM #: **R11267** □ **S355-291** □ **O92-030**

AM #: **VERIFIED**

Part Type: Notched blade

**52" Turf Tracer S-Series Walk-Behind**

OEM #: **R11267** □ **S355-291** □ **O92-030**

AM #: **VERIFIED**

Part Type: Notched blade

**52" Turf Tracer S-Series Walk-Behind**

OEM #: **R12015** □ **S210-037** □ **O72-020**

AM #: **VERIFIED**

Part Type: Anti-scalp roller

**48" Turf Tracer S-Series Walk-Behind**

OEM #: **R12015** □ **S210-037** □ **O72-020**

AM #: **VERIFIED**

Part Type: Anti-scalp roller

**36" Turf Tracer S-Series Walk-Behind**

OEM #: **R12015** □ **S210-037** □ **O72-020**

AM #: **VERIFIED**

Part Type: Anti-scalp roller

**48" Vertex S-Series Stand-On**

OEM #: **R12015** □ **S210-037** □ **O72-020**

AM #: **VERIFIED**

Part Type: Anti-scalp roller

**52" Turf Tracer S-Series Walk-Behind**

OEM #: **R12015** □ **S210-037** □ **O72-020**

AM #: **VERIFIED**

Part Type: Anti-scalp roller

**52" Vertex S-Series Stand-On**

OEM #: **R12015** □ **S210-037** □ **O72-020**

AM #: **VERIFIED**

Part Type: Anti-scalp roller

**48" Turf Tracer S-Series Walk-Behind**

OEM #: **R12015** □ **S210-037** □ **O72-020**

AM #: **VERIFIED**

Part Type: Anti-scalp roller

**48" Turf Tracer S-Series Walk-Behind**

OEM #: **R12015** □ **S210-037** □ **O72-020**

AM #: **VERIFIED**

Part Type: Anti-scalp roller

**60" Turf Tracer X-Series Walk-Behind**

OEM #: **R12015** □ **S210-037** □ **O72-020**

AM #: **VERIFIED**

Part Type: Anti-scalp roller

**52" Turf Tracer S-Series Walk-Behind**

OEM #: **R13-12302** □ **S280-880**

AM #: **PARTIAL**

Part Type: Flat idler

**48" Turf Tracer S-Series Walk-Behind**

OEM #: **R1094237**

AM #: **PARTIAL**

Part Type: Start relay / solenoid

**52" Turf Tracer S-Series Walk-Behind**

OEM #: **R1094237**

AM #: **PARTIAL**

Part Type: Start relay / solenoid

**48" Turf Tracer S-Series Walk-Behind**

OEM #: **Pre-cleaner 11013-7046**

AM #: **PARTIAL**

Part Type: Air filter element

**52" Turf Tracer S-Series Walk-Behind**

OEM #: **Pre-cleaner 11013-7046**

AM #: **PARTIAL**

Part Type: Air filter element

**48" Turf Tracer S-Series Walk-Behind**

OEM #:

AM #: **VERIFIED**

Part Type: Air filter element

**52" Turf Tracer S-Series Walk-Behind**

OEM #: **S102-094**

AM #: **VERIFIED**

Part Type: Air filter element

**36" Turf Tracer S-Series Walk-Behind**

OEM #:

AM #: **VERIFIED**

Part Type: Air filter element

**48" Turf Tracer S-Series Walk-Behind**

OEM #:

AM #: **VERIFIED**

Part Type: Air filter element

**52" Vertex S-Series Stand-On**

OEM #: □

AM #: **OPEN**

Part Type: Air filter element

**48" Vertex S-Series Stand-On**

OEM #:

AM #: **OPEN**

Part Type: Air filter element

**48" Vertex S-Series Stand-On**

OEM #: **R16633**

AM #: **PARTIAL**

Part Type: Blade-drive sheave

**48" Turf Tracer S-Series Walk-Behind**

OEM #: **R16633**

AM #: **PARTIAL**

Part Type: Blade-drive sheave

**52" Vertex S-Series Stand-On**

OEM #:

AM #: **OPEN**

Part Type: Blade-drive sheave

**52" Turf Tracer S-Series Walk-Behind**

OEM #: □

AM #: **OPEN**

Part Type: Blade-drive sheave

**52" Turf Tracer S-Series Walk-Behind**

OEM #:

AM #: **OPEN**

Part Type: Blade-drive sheave

**48" Vertex S-Series Stand-On**

OEM #:

AM #: **VERIFIED**

Part Type: Clutch kit

**52" Vertex S-Series Stand-On**

OEM #:

AM #: **VERIFIED**

Part Type: Clutch kit

**60" Turf Tracer X-Series Walk-Behind**

OEM #: □

AM #: **PARTIAL**

Part Type: Spindle assembly

**48" Vertex S-Series Stand-On**

OEM #: □

AM #: **OPEN**

Part Type: Spindle & seal assembly

**52" Vertex S-Series Stand-On**

OEM #: □

AM #: **OPEN**

Part Type: Spindle & seal assembly

**52" Turf Tracer S-Series Walk-Behind**

OEM #:

AM #: **OPEN**

Part Type: Spindle & seal assembly

**48" Turf Tracer S-Series Walk-Behind**

OEM #:

AM #: **OPEN**

Part Type: Spindle & seal assembly

**48" Turf Tracer S-Series Walk-Behind**

OEM #:

AM #: **OPEN**

Part Type: Spindle & seal assembly

**48" Turf Tracer S-Series Walk-Behind**

OEM #:

AM #: **OPEN**

Part Type: Spindle & seal assembly

**52" Turf Tracer S-Series Walk-Behind**

OEM #:

AM #: **OPEN**

Part Type: Spindle & seal assembly

**36" Turf Tracer S-Series Walk-Behind**

OEM #: **R17372** □ **S285-030** □ **O82-102**

AM #: **VERIFIED**

Part Type: Cutter housing with bearings

**48" Vertex S-Series Stand-On**

OEM #:

AM #: **OPEN**

Part Type: Idler arm assembly

**48" Turf Tracer S-Series Walk-Behind**

OEM #: **R14757**

AM #: **PARTIAL**

Part Type: Flanged idler

**48" Turf Tracer S-Series Walk-Behind**

OEM #: **R13739**

AM #: **PARTIAL**

Part Type: Flat idler

**52" Turf Tracer S-Series Walk-Behind**

OEM #: **R13739**

AM #: **PARTIAL**

Part Type: Flat idler

**52" Turf Tracer S-Series Walk-Behind**

OEM #: **R11267** □ **S302-619** □ **O96-322**

AM #: **VERIFIED**

Part Type: Extreme 2 / toothed blade

**52" Turf Tracer S-Series Walk-Behind**

OEM #: **R11267** □ **S302-619** □ **O96-322**

AM #: **VERIFIED**

Part Type: Extreme 2 / toothed blade

**36" Turf Tracer S-Series Walk-Behind**

OEM #: □

AM #: **PARTIAL**

Part Type: Extreme 2 / toothed blade

**52" Vertex S-Series Stand-On**

OEM #: **R11267** □ **S302-619** □ **O96-322**

AM #: **VERIFIED**

Part Type: Extreme 2 / toothed blade

**48" Vertex S-Series Stand-On**

OEM #: **R11279** □ **S302-615** □ **O96-321**

AM #: **VERIFIED**

Part Type: Extreme 2 / mulching blade

**48" Turf Tracer S-Series Walk-Behind**

OEM #: **R11279** □ **S302-615** □ **O96-321**

AM #: **VERIFIED**

Part Type: Extreme 2 / mulching blade

**48" Turf Tracer S-Series Walk-Behind**

OEM #: **R11279** □ **S302-615** □ **O96-321**

AM #: **VERIFIED**

Part Type: Extreme 2 / mulching blade

**48" Turf Tracer S-Series Walk-Behind**

OEM #: **R11279** □ **S302-615** □ **O96-321**

AM #: **VERIFIED**

Part Type: Extreme 2 / mulching blade

**52" Turf Tracer S-Series Walk-Behind**

OEM #: **R810-6040**

AM #: **PARTIAL**

Part Type: Caster wheel

**48" Turf Tracer S-Series Walk-Behind**

OEM #: **R10301** □ **S210-169** □ **O72-050**

AM #: **PARTIAL**

Part Type: Anti-scalp roller kit

**60" Turf Tracer X-Series Walk-Behind**

OEM #: **R10301** | **S210-169** | **O72-050**

AM #: **PARTIAL**

Part Type: Anti-scalp roller kit

**48" Turf Tracer S-Series Walk-Behind**

OEM #: **R10301** | **S210-169** | **O72-050**

AM #: **PARTIAL**

Part Type: Anti-scalp roller kit

**48" Vertex S-Series Stand-On**

OEM #: **R10301** □ **S210-169** □ **O72-050**

AM #: **PARTIAL**

Part Type: Anti-scalp roller kit

**52" Vertex S-Series Stand-On**

OEM #: **R10301** □ **S210-169** □ **O72-050**

AM #: **PARTIAL**

Part Type: Anti-scalp roller kit

**36" Turf Tracer S-Series Walk-Behind**

OEM #: **R10301** | **S210-169** | **O72-050**

AM #: **PARTIAL**

Part Type: Anti-scalp roller kit

**52" Turf Tracer S-Series Walk-Behind**

OEM #: **R10301** | **S210-169** | **O72-050**

AM #: **PARTIAL**

Part Type: Anti-scalp roller kit

**48" Turf Tracer S-Series Walk-Behind**

OEM #: **R10301** | **S210-169** | **O72-050**

AM #: **PARTIAL**

Part Type: Anti-scalp roller kit

**60" Turf Tracer X-Series Walk-Behind**

OEM #:

AM #: **VERIFIED**

Part Type: Spin-on oil filter

**48" Turf Tracer S-Series Walk-Behind**

OEM #: **R15274** □ **S265-620** □ **O115-706**

AM #: **VERIFIED**

Part Type: 48 in deck belt

**48" Turf Tracer S-Series Walk-Behind**

OEM #: **R15274** □ **S265-620** □ **O115-706**

AM #: **VERIFIED**

Part Type: 48 in deck belt

**48" Turf Tracer S-Series Walk-Behind**

OEM #: **R15274** □ **S265-620** □ **O115-706**

AM #: **VERIFIED**

Part Type: 48 in deck belt

**52" Turf Tracer S-Series Walk-Behind**

OEM #: **R16046** □ **S266-309** □ **O775-162**

AM #: **VERIFIED**

Part Type: 52 in deck belt

**52" Turf Tracer S-Series Walk-Behind**

OEM #: [R16046](#) | [S302-619](#) | [O96-322](#)

AM #: **VERIFIED**

Part Type: 52 in deck belt

**36" Turf Tracer S-Series Walk-Behind**

OEM #: **R7651** □ **S266-279** □ **O775-132**

AM #: **VERIFIED**

Part Type: 36 in deck belt

**60" Turf Tracer X-Series Walk-Behind**

OEM #:

AM #: **OPEN**

Part Type: Deck idler assembly

**52" Turf Tracer S-Series Walk-Behind**

OEM #:

AM #: **OPEN**

Part Type: Deck idler assembly

**52" Turf Tracer S-Series Walk-Behind**

OEM #:

AM #: **OPEN**

Part Type: Deck idler assembly

**48" Turf Tracer S-Series Walk-Behind**

OEM #: **X0938**

AM #: **PARTIAL**

Part Type: Electric PTO clutch

**52" Turf Tracer S-Series Walk-Behind**

OEM #: **X0938**

AM #: **PARTIAL**

Part Type: Electric PTO clutch

**52" Turf Tracer S-Series Walk-Behind**

OEM #: **X0938**

AM #: **PARTIAL**

Part Type: Electric PTO clutch

**36" Turf Tracer S-Series Walk-Behind**

OEM #: **X0938**

AM #: **PARTIAL**

Part Type: Electric PTO clutch

**48" Turf Tracer S-Series Walk-Behind**

OEM #: **X0938**

AM #: **PARTIAL**

Part Type: Electric PTO clutch

**60" Turf Tracer X-Series Walk-Behind**

OEM #: **X0938**

AM #: **PARTIAL**

Part Type: Electric PTO clutch

**48" Turf Tracer S-Series Walk-Behind**

OEM #: **X0938**

AM #: **PARTIAL**

Part Type: Electric PTO clutch

**48" Vertex S-Series Stand-On**

OEM #:

AM #: **OPEN**

Part Type: Micro relay

**52" Vertex S-Series Stand-On**

OEM #:

AM #: **OPEN**

Part Type: Micro relay

**52" Vertex S-Series Stand-On**

OEM #:

AM #: **OPEN**

Part Type: Ignition switch assembly

**48" Vertex S-Series Stand-On**

OEM #:

AM #: **OPEN**

Part Type: Ignition switch assembly

**52" Vertex S-Series Stand-On**

OEM #: □

AM #: **OPEN**

Part Type: Deck belt

**52" Vertex S-Series Stand-On**

OEM #: **R15731** □ **O34-313**

AM #: **PARTIAL**

Part Type: Flat idler

**48" Vertex S-Series Stand-On**

OEM #: **R15731** □ **O34-313**

AM #: **PARTIAL**

Part Type: Flat idler

**48" Turf Tracer S-Series Walk-Behind**

OEM #: **R13739**

AM #: **PARTIAL**

Part Type: Flat idler

**48" Turf Tracer S-Series Walk-Behind**

OEM #: **R13739**

AM #: **PARTIAL**

Part Type: Flat idler pulley

**48" Turf Tracer S-Series Walk-Behind**

OEM #:

AM #: **OPEN**

Part Type: Switch, key start

**60" Turf Tracer X-Series Walk-Behind**

OEM #:

AM #: **OPEN**

Part Type: Key start switch

**36" Turf Tracer S-Series Walk-Behind**

OEM #: **R9622** □ **S430-029** □ **O33-024**

AM #: **VERIFIED**

Part Type: Switch & key

**48" Turf Tracer S-Series Walk-Behind**

OEM #: **R9622** □ **S430-029** □ **O33-024**

AM #: **VERIFIED**

Part Type: Switch & key

**52" Turf Tracer S-Series Walk-Behind**

OEM #: **R9622** □ **S430-029** □ **O33-024**

AM #: **VERIFIED**

Part Type: Switch & key

**48" Turf Tracer S-Series Walk-Behind**

OEM #: **R9622** □ **S430-029** □ **O33-024**

AM #: **VERIFIED**

Part Type: Switch & key

**36" Turf Tracer S-Series Walk-Behind**

OEM #: □

AM #: **OPEN**

Part Type: Wheel & tire assembly

**36" Turf Tracer S-Series Walk-Behind**

OEM #:

AM #: **OPEN**

Part Type: Tire only

**52" Vertex S-Series Stand-On**

OEM #: □

AM #: **OPEN**

Part Type: Wheel/tire assembly

**48" Vertex S-Series Stand-On**

OEM #:

AM #: **OPEN**

Part Type: Wheel/tire assembly

**48" Vertex S-Series Stand-On**

OEM #: □

AM #: **OPEN**

Part Type: Belt, cog A54

**52" Vertex S-Series Stand-On**

OEM #:

AM #: **OPEN**

Part Type: Belt, cog A54

**48" Vertex S-Series Stand-On**

OEM #:

AM #: **OPEN**

Part Type: Belt B147.4

**52" Turf Tracer S-Series Walk-Behind**

OEM #: **R9187** □ **S165-372** □ **O70-367**

AM #: **VERIFIED**

Part Type: Tire, Turfmaster

**60" Turf Tracer X-Series Walk-Behind**

OEM #: **R9187** □ **S165-372** □ **O70-367**

AM #: **VERIFIED**

Part Type: Tire, Turfmaster

**52" Turf Tracer S-Series Walk-Behind**

OEM #: **R9187** □ **S165-372** □ **O70-367**

AM #: **VERIFIED**

Part Type: Tire, Turfmaster

**48" Turf Tracer S-Series Walk-Behind**

OEM #: **R9187** □ **S165-372** □ **O70-367**

AM #: **VERIFIED**

Part Type: Tire, Turfmaster

**48" Turf Tracer S-Series Walk-Behind**

OEM #: **R9187** □ **S165-372** □ **O70-367**

AM #: **VERIFIED**

Part Type: Tire, Turfmaster

**48" Turf Tracer S-Series Walk-Behind**

OEM #: **R9187** □ **S165-372** □ **O70-367**

AM #: **VERIFIED**

Part Type: Tire, Turfmaster

**60" Turf Tracer X-Series Walk-Behind**

OEM #: **R9369** □ **S430-300** □ **O33-317**

AM #: **VERIFIED**

Part Type: Relay

**52" Turf Tracer S-Series Walk-Behind**

OEM #: **R9369** □ **S430-300** □ **O33-317**

AM #: **VERIFIED**

Part Type: Relay

**48" Turf Tracer S-Series Walk-Behind**

OEM #: **R9369** □ **S430-300** □ **O33-317**

AM #: **VERIFIED**

Part Type: Relay

**48" Turf Tracer S-Series Walk-Behind**

OEM #: **R9369** □ **S430-300** □ **O33-317**

AM #: **VERIFIED**

Part Type: Relay

**52" Vertex S-Series Stand-On**

OEM #: □

AM #: **PARTIAL**

Part Type: Regulator / rectifier

**48" Vertex S-Series Stand-On**

OEM #: □

AM #: **PARTIAL**

Part Type: Regulator / rectifier

**52" Turf Tracer S-Series Walk-Behind**

OEM #: **R10-423**

AM #: **PARTIAL**

Part Type: Regulator / rectifier

**52" Vertex S-Series Stand-On**

OEM #: □

AM #: **PARTIAL**

Part Type: Electric starter

**48" Vertex S-Series Stand-On**

OEM #: □

AM #: **PARTIAL**

Part Type: Electric starter

**52" Turf Tracer S-Series Walk-Behind**

OEM #: **S435-447**

AM #: **VERIFIED**

Part Type: Electric starter

**48" Vertex S-Series Stand-On**

OEM #: □

AM #: **PARTIAL**

Part Type: Ignition coil assembly

**52" Vertex S-Series Stand-On**

OEM #: □

AM #: **PARTIAL**

Part Type: Ignition coil assembly

**52" Turf Tracer S-Series Walk-Behind**

OEM #: **S305-051**

AM #: **PARTIAL**

Part Type: Ignition coil

**60" Turf Tracer X-Series Walk-Behind**

OEM #:

AM #: **VERIFIED**

Part Type: EFI fuel filter

**60" Turf Tracer X-Series Walk-Behind**

OEM #: **Safety 25 083 04-S**

AM #: **VERIFIED**

Part Type: Air filter element

**60" Turf Tracer X-Series Walk-Behind**

OEM #:

AM #: **VERIFIED**

Part Type: Spark plug XC12YC

**60" Turf Tracer X-Series Walk-Behind**

OEM #:

AM #: **PARTIAL**

Part Type: Voltage regulator

**60" Turf Tracer X-Series Walk-Behind**

OEM #: **S055-166**

AM #: **VERIFIED**

Part Type: Ignition coil

OEM #: [126-2222-SL](#)

AM #: [R7651](#) [S266-279](#) [O775-132](#)

Part Type: 36 in

OEM #: [126-0783-SL](#)

AM #: [R15274](#) | [S265-620](#) | [O115-706](#)

Part Type: 48 in

**52" Turf Tracer S-Series Walk-Behind**

OEM #: **S120-376**

AM #: **VERIFIED**

Part Type: In-line fuel filter

**48" Turf Tracer S-Series Walk-Behind**

OEM #: □

AM #: **PARTIAL**

Part Type: In-line fuel filter

**52" Turf Tracer S-Series Walk-Behind**

OEM #: □

AM #: **PARTIAL**

Part Type: In-line fuel filter

**48" Turf Tracer S-Series Walk-Behind**

OEM #:

AM #: **VERIFIED**

Part Type: In-line fuel filter

**48" Vertex S-Series Stand-On**

OEM #:

AM #: **OPEN**

Part Type: In-line fuel filter

**52" Vertex S-Series Stand-On**

OEM #: □

AM #: **OPEN**

Part Type: In-line fuel filter

**48" Turf Tracer S-Series Walk-Behind**

OEM #:

AM #: **VERIFIED**

Part Type: In-line fuel filter

**36" Turf Tracer S-Series Walk-Behind**

OEM #:

AM #: **VERIFIED**

Part Type: In-line fuel filter

**52" Turf Tracer S-Series Walk-Behind**

OEM #: **S120-282**

AM #: **VERIFIED**

Part Type: Spin-on oil filter

**48" Vertex S-Series Stand-On**

OEM #:

AM #: **VERIFIED**

Part Type: Spin-on oil filter

**52" Vertex S-Series Stand-On**

OEM #:

AM #: **VERIFIED**

Part Type: Spin-on oil filter

**48" Turf Tracer S-Series Walk-Behind**

OEM #:

AM #: **VERIFIED**

Part Type: Spin-on oil filter

**48" Turf Tracer S-Series Walk-Behind**

OEM #:

AM #: **VERIFIED**

Part Type: Spin-on oil filter

**36" Turf Tracer S-Series Walk-Behind**

OEM #:

AM #: **VERIFIED**

Part Type: Spin-on oil filter

**48" Turf Tracer S-Series Walk-Behind**

OEM #: □

AM #: **PARTIAL**

Part Type: Spin-on oil filter

**52" Turf Tracer S-Series Walk-Behind**

OEM #: □

AM #: **PARTIAL**

Part Type: Spin-on oil filter

OEM #: [126-0784-SL](#)

AM #: [R16046](#) | [S302-619](#) | [O96-322](#)

Part Type: 52 in

**52" Turf Tracer S-Series Walk-Behind**

OEM #: **Verify by spec**

AM #: **OPEN**

Part Type: PTO / lower oil seal

**48" Turf Tracer S-Series Walk-Behind**

OEM #: **Verify by spec**

AM #: **OPEN**

Part Type: PTO / lower oil seal

**52" Turf Tracer S-Series Walk-Behind**

OEM #: **S120-167**

AM #: **VERIFIED**

Part Type: Lower oil seal

**52" Vertex S-Series Stand-On**

OEM #: □

AM #: **PARTIAL**

Part Type: Lower oil seal

**48" Vertex S-Series Stand-On**

OEM #: □

AM #: **PARTIAL**

Part Type: Lower oil seal

**52" Turf Tracer S-Series Walk-Behind**

OEM #: **NGK BPR4ES**

AM #: **VERIFIED**

Part Type: NGK spark plug

**72" Lazer Z S-Series Zero-Turn (72 in / FS730V)**

OEM #: **130-4702**

AM #: **R21-046 S102-721**

Part Type: ENGINE MAINTENANCE

**60" Lazer Z S-Series Zero-Turn (60 in / FS691V)**

OEM #: **130-4700**

AM #: **R21-046 S102-721**

Part Type: ENGINE MAINTENANCE

**60" Turf Tracer S-Series Walk-Behind (60 in / FS691V)**

OEM #: **130-4694**

AM #: **R21-046 S102-721**

Part Type: ENGINE MAINTENANCE

**48" Turf Tracer S-Series Walk-Behind (48 in / FS481V)**

OEM #: **130-4690**

AM #: **R21-044 S102-719**

Part Type: ENGINE MAINTENANCE

**52" Turf Tracer S-Series Walk-Behind (52 in / FS481V)**

OEM #: **130-4692**

AM #: **R21-044 S102-719**

Part Type: ENGINE MAINTENANCE

**52" Lazer Z S-Series Zero-Turn (52 in / FS481V)**

OEM #: **130-4698**

AM #: **R21-044 S102-719**

Part Type: ENGINE MAINTENANCE

**48" Lazer Z S-Series Zero-Turn (48 in / FS481V)**

OEM #: **130-4696**

AM #: **R21-044 S102-719**

Part Type: ENGINE MAINTENANCE

OEM #: [25 083 01-S](#)

AM #: **Safety 25 083 04-S**

Part Type: 60 in

OEM #: [11013-0752](#)

AM #: **Pre-cleaner 11013-7046**

Part Type: 48 in

OEM #: **11013-7047**

AM #: 0

Part Type: 48 in

OEM #: **11013-7049**

AM #: 0

Part Type: 52 in

OEM #: **103-8415**

AM #: **R12015** □ **S210-037** □ **O72-020**

Part Type: 60 in

OEM #: **116-9981**

AM #: **R10301** □ **S210-169** □ **O72-050**

Part Type: 60 in

OEM #: **142-8172**

AM #: 0

Part Type: 48 in

OEM #: **142-8149**

AM #: 0

Part Type: 52 in

**52" Lazer Z S-Series Zero-Turn (52 in / FS481V)**

OEM #: **100-2819**

AM #: **R7430085 S374-001**

Part Type: SPINDLES

**72" Lazer Z S-Series Zero-Turn (72 in / FS730V)**

OEM #: **100-2821**

AM #: **R7430085 S374-001**

Part Type: SPINDLES

**48" Turf Tracer S-Series Walk-Behind (48 in / FS481V)**

OEM #: **100-2815**

AM #: **R7430085 S374-001**

Part Type: SPINDLES

**60" Turf Tracer S-Series Walk-Behind (60 in / FS691V)**

OEM #: **100-2817**

AM #: **R7430085 S374-001**

Part Type: SPINDLES

**52" Turf Tracer S-Series Walk-Behind (52 in / FS481V)**

OEM #: **100-2816**

AM #: **R7430085 S374-001**

Part Type: SPINDLES

**60" Lazer Z S-Series Zero-Turn (60 in / FS691V)**

OEM #: **100-2820**

AM #: **R7430085 S374-001**

Part Type: SPINDLES

**48" Lazer Z S-Series Zero-Turn (48 in / FS481V)**

OEM #: **100-2818**

AM #: **R7430085 S374-001**

Part Type: SPINDLES

OEM #: **116-0674**

AM #: **R16633**

Part Type: 48 in

OEM #: **116-0675**

AM #: 0

Part Type: 52 in

**52" Turf Tracer S-Series Walk-Behind**

OEM #:

AM #: **VERIFIED**

Part Type: NGK spark plug

**48" Turf Tracer S-Series Walk-Behind**

OEM #:

AM #: **VERIFIED**

Part Type: NGK spark plug

**48" Vertex S-Series Stand-On**

OEM #:

AM #: **VERIFIED**

Part Type: NGK spark plug

**48" Turf Tracer S-Series Walk-Behind**

OEM #:

AM #: **VERIFIED**

Part Type: NGK spark plug

**48" Turf Tracer S-Series Walk-Behind**

OEM #:

AM #: **VERIFIED**

Part Type: NGK spark plug

**36" Turf Tracer S-Series Walk-Behind**

OEM #:

AM #: **VERIFIED**

Part Type: NGK spark plug

**52" Vertex S-Series Stand-On**

OEM #:

AM #: **VERIFIED**

Part Type: NGK spark plug

OEM #: **116-6040**

AM #: **R810-6040**

Part Type: 52 in

OEM #: **116-1620**

AM #: 0

Part Type: 52 in

OEM #: [116-3344](#)

AM #: [R17372](#) | [S285-030](#) | [O82-102](#)

Part Type: 36 in

OEM #: [126-6626-SL](#)

AM #: 0

Part Type: 52 in

OEM #: **Verify by serial**

AM #: 0

Part Type: 60 in

**60" Lazer Z S-Series Zero-Turn (60 in / FS691V)**

OEM #: **109-8072**

AM #: **R46-385 S265-539 O75-635**

Part Type: DECK BELT

**72" Lazer Z S-Series Zero-Turn (72 in / FS730V)**

OEM #: **109-8073**

AM #: **R46-386 S265-540 O75-636**

Part Type: DECK BELT

**48" Turf Tracer S-Series Walk-Behind (48 in / FS481V)**

OEM #: **109-8067**

AM #: **R46-380 S265-534 O75-630**

Part Type: DECK BELT

**52" Lazer Z S-Series Zero-Turn (52 in / FS481V)**

OEM #: **109-8071**

AM #: **R46-384 S265-538 O75-634**

Part Type: DECK BELT

**48" Lazer Z S-Series Zero-Turn (48 in / FS481V)**

OEM #: **109-8070**

AM #: **R46-383 S265-537 O75-633**

Part Type: DECK BELT

**60" Turf Tracer S-Series Walk-Behind (60 in / FS691V)**

OEM #: **109-8069**

AM #: **R46-382 S265-536 O75-632**

Part Type: DECK BELT

**52" Turf Tracer S-Series Walk-Behind (52 in / FS481V)**

OEM #: **109-8068**

AM #: **R46-381 S265-535 O75-631**

Part Type: DECK BELT

OEM #: **126-2314**

AM #: 0

Part Type: 60 in

OEM #: **24 050 13-S**

AM #: 0

Part Type: 60 in

OEM #: **126-2615**

AM #: **X0938**

Part Type: 60 in

OEM #: [Verify by spec code](#)

AM #:

Part Type: 60 in

OEM #: **21163-0749**

AM #: 0

Part Type: 52 in

OEM #: **21163-7011**

AM #: **S435-447**

Part Type: 52 in

**52" Lazer Z S-Series Zero-Turn (52 in / FS481V)**

OEM #: **116-5181-S**

AM #: **R11279 S302-619 O96-329**

Part Type: BLADES

**72" Lazer Z S-Series Zero-Turn (72 in / FS730V)**

OEM #: **116-5183-S**

AM #: **R11279 S302-621 O96-333**

Part Type: BLADES

**48" Turf Tracer S-Series Walk-Behind (48 in / FS481V)**

OEM #: **116-5177-S**

AM #: **R11279** □ **S302-615** □ **O96-321**

Part Type: 48 in

**60" Turf Tracer S-Series Walk-Behind (60 in / FS691V)**

OEM #: **116-5179-S**

AM #: **R11279 S302-617 O96-325**

Part Type: BLADES

**52" Turf Tracer S-Series Walk-Behind (52 in / FS481V)**

OEM #: **116-5178-S**

AM #: **R11279 S302-616 O96-323**

Part Type: BLADES

**48" Lazer Z S-Series Zero-Turn (48 in / FS481V)**

OEM #: **116-5180-S**

AM #: **R11279 S302-618 O96-327**

Part Type: BLADES

**60" Lazer Z S-Series Zero-Turn (60 in / FS691V)**

OEM #: **116-5182-S**

AM #: **R11279 S302-620 O96-331**

Part Type: BLADES

OEM #: **116-5175-S**

AM #: **R11267** □ **S302-619** □ **O96-322**

Part Type: 52 in

OEM #: **116-4668**

AM #: **R14757**

Part Type: 48 in

OEM #: **126-9197**

AM #: **R13739**

Part Type: 48 in

OEM #: [126-9187](#)

AM #: [R15731](#) | [O34-313](#)

Part Type: 52 in

OEM #: **116-4669**

AM #: **R13739**

Part Type: 52 in

OEM #: [109-4077](#)

AM #: [R13-12302](#) [S280-880](#)

Part Type: 52 in

**72" Lazer Z S-Series Zero-Turn (72 in / FS730V)**

OEM #: **106-3203**

AM #: **R14-313 S285-469**

Part Type: PULLEYS & IDLERS

**60" Turf Tracer S-Series Walk-Behind (60 in / FS691V)**

OEM #: **106-3199**

AM #: **R14-313 S285-469**

Part Type: PULLEYS & IDLERS

**52" Lazer Z S-Series Zero-Turn (52 in / FS481V)**

OEM #: **106-3201**

AM #: **R14-313 S285-469**

Part Type: PULLEYS & IDLERS

**48" Turf Tracer S-Series Walk-Behind (48 in / FS481V)**

OEM #: **106-3197**

AM #: **R14-313 S285-469**

Part Type: PULLEYS & IDLERS

**60" Lazer Z S-Series Zero-Turn (60 in / FS691V)**

OEM #: **106-3202**

AM #: **R14-313 S285-469**

Part Type: PULLEYS & IDLERS

**48" Lazer Z S-Series Zero-Turn (48 in / FS481V)**

OEM #: **106-3200**

AM #: **R14-313 S285-469**

Part Type: PULLEYS & IDLERS

**52" Turf Tracer S-Series Walk-Behind (52 in / FS481V)**

OEM #: **106-3198**

AM #: **R14-313 S285-469**

Part Type: PULLEYS & IDLERS

**52" Turf Tracer S-Series Walk-Behind (52 in / FS481V)**

OEM #: **117-1452**

AM #: **R07-200 S120-436**

Part Type: ENGINE MAINTENANCE

**72" Lazer Z S-Series Zero-Turn (72 in / FS730V)**

OEM #: **117-1457**

AM #: **R07-200 S120-436**

Part Type: ENGINE MAINTENANCE

**48" Turf Tracer S-Series Walk-Behind (48 in / FS481V)**

OEM #: **117-1451**

AM #: **R07-200 S120-436**

Part Type: ENGINE MAINTENANCE

**60" Turf Tracer S-Series Walk-Behind (60 in / FS691V)**

OEM #: **117-1453**

AM #: **R07-200 S120-436**

Part Type: ENGINE MAINTENANCE

**60" Lazer Z S-Series Zero-Turn (60 in / FS691V)**

OEM #: **117-1456**

AM #: **R07-200 S120-436**

Part Type: ENGINE MAINTENANCE

**52" Lazer Z S-Series Zero-Turn (52 in / FS481V)**

OEM #: **117-1455**

AM #: **R07-200 S120-436**

Part Type: ENGINE MAINTENANCE

**48" Lazer Z S-Series Zero-Turn (48 in / FS481V)**

OEM #: **117-1454**

AM #: **R07-200 S120-436**

Part Type: ENGINE MAINTENANCE

OEM #: [103-4761-SL](#)

AM #: [R12641](#) | [S265-628](#) | [O15-114](#)

Part Type: 60 in

OEM #: **116-3806**

AM #: 0

Part Type: 48 in

**48" Turf Tracer S-Series Walk-Behind (48 in / FS481V)**

OEM #: **110-6866**

AM #: **R14-313 S285-469**

Part Type: PULLEYS & IDLERS

**52" Lazer Z S-Series Zero-Turn (52 in / FS481V)**

OEM #: **110-6870**

AM #: **R14-313 S285-469**

Part Type: PULLEYS & IDLERS

**60" Turf Tracer S-Series Walk-Behind (60 in / FS691V)**

OEM #: **110-6868**

AM #: **R14-313 S285-469**

Part Type: PULLEYS & IDLERS

**60" Lazer Z S-Series Zero-Turn (60 in / FS691V)**

OEM #: **110-6871**

AM #: **R14-313 S285-469**

Part Type: PULLEYS & IDLERS

**48" Lazer Z S-Series Zero-Turn (48 in / FS481V)**

OEM #: **110-6869**

AM #: **R14-313 S285-469**

Part Type: PULLEYS & IDLERS

**52" Turf Tracer S-Series Walk-Behind (52 in / FS481V)**

OEM #: **110-6867**

AM #: **R14-313 S285-469**

Part Type: PULLEYS & IDLERS

**72" Lazer Z S-Series Zero-Turn (72 in / FS730V)**

OEM #: **110-6872**

AM #: **R14-313 S285-469**

Part Type: PULLEYS & IDLERS

OEM #: [21171-7007](#)

AM #: **S305-051**

Part Type: 52 in

OEM #: **25 519 02-S**

AM #: **S055-166**

Part Type: 60 in

OEM #: **21171-0743**

AM #: 0

Part Type: 52 in

OEM #: **126-6285**

AM #: 0

Part Type: 52 in

OEM #: **103-0206**

AM #: **R11822** □ **S430-334**

Part Type: 52 in

OEM #: **49019-7001**

AM #: 0

Part Type: 48 in

OEM #: **49019-7005**

AM #: 0

Part Type: 52 in

OEM #: **49019-0027**

AM #: **S120-376**

Part Type: 52 in

OEM #: **135-2253**

AM #: 0

Part Type: 60 in

OEM #: **92049-7028**

AM #: 0

Part Type: 52 in

OEM #: **92049-7009**

AM #: **S120-167**

Part Type: 52 in

**60" Lazer Z S-Series Zero-Turn (60 in / FS691V)**

OEM #: **1-513036**

AM #: **R01-513036 S285-143**

Part Type: PULLEYS & IDLERS

**52" Lazer Z S-Series Zero-Turn (52 in / FS481V)**

OEM #: **1-513035**

AM #: **R01-513035 S285-143**

Part Type: PULLEYS & IDLERS

**60" Turf Tracer S-Series Walk-Behind (60 in / FS691V)**

OEM #: **1-513033**

AM #: **R01-513033 S285-143**

Part Type: PULLEYS & IDLERS

**48" Lazer Z S-Series Zero-Turn (48 in / FS481V)**

OEM #: **1-513034**

AM #: **R01-513034 S285-143**

Part Type: PULLEYS & IDLERS

**72" Lazer Z S-Series Zero-Turn (72 in / FS730V)**

OEM #: **1-513037**

AM #: **R01-513037 S285-143**

Part Type: PULLEYS & IDLERS

**48" Turf Tracer S-Series Walk-Behind (48 in / FS481V)**

OEM #: **1-513031**

AM #: **R01-513031 S285-143**

Part Type: PULLEYS & IDLERS

**52" Turf Tracer S-Series Walk-Behind (52 in / FS481V)**

OEM #: **1-513032**

AM #: **R01-513032 S285-143**

Part Type: PULLEYS & IDLERS

OEM #: **126-3991**

AM #: 0

Part Type: 52 in

OEM #: **BPR4ES**

AM #: 0

Part Type: 52 in

OEM #: **92070-7003 / BPR4ES**

AM #: **NGK BPR4ES**

Part Type: 52 in

**72" Lazer Z S-Series Zero-Turn (72 in / FS730V)**

OEM #: **103-6407**

AM #: **R11231 S355-249 O92-075**

Part Type: BLADES

**60" Turf Tracer S-Series Walk-Behind (60 in / FS691V)**

OEM #: **103-6403**

AM #: **R11231 S355-235 O92-051**

Part Type: BLADES

**52" Turf Tracer S-Series Walk-Behind (52 in / FS481V)**

OEM #: **103-6402**

AM #: **R11231 S355-233 O92-043**

Part Type: BLADES

OEM #: **103-6402-S**

AM #: **R11267** □ **S355-291** □ **O92-030**

Part Type: 52 in

**48" Turf Tracer S-Series Walk-Behind (48 in / FS481V)**

OEM #: **103-6401-S**

AM #: **R11231** □ **S355-229** □ **O92-029**

Part Type: 48 in

**52" Lazer Z S-Series Zero-Turn (52 in / FS481V)**

OEM #: **103-6405**

AM #: **R11231 S355-243 O92-063**

Part Type: BLADES

**60" Lazer Z S-Series Zero-Turn (60 in / FS691V)**

OEM #: **103-6406**

AM #: **R11231 S355-247 O92-071**

Part Type: BLADES

**48" Lazer Z S-Series Zero-Turn (48 in / FS481V)**

OEM #: **103-6404**

AM #: **R11231 S355-241 O92-059**

Part Type: BLADES

**52" Turf Tracer S-Series Walk-Behind (52 in / FS481V)**

OEM #: **120-4277**

AM #: **R120-4277 S492932**

Part Type: ENGINE MAINTENANCE

**60" Lazer Z S-Series Zero-Turn (60 in / FS691V)**

OEM #: **120-4281**

AM #: **R120-4281 S492932**

Part Type: ENGINE MAINTENANCE

**48" Turf Tracer S-Series Walk-Behind (48 in / FS481V)**

OEM #: **120-4276**

AM #: **R120-4276 S492932**

Part Type: ENGINE MAINTENANCE

**52" Lazer Z S-Series Zero-Turn (52 in / FS481V)**

OEM #: **120-4280**

AM #: **R120-4280 S492932**

Part Type: ENGINE MAINTENANCE

**48" Lazer Z S-Series Zero-Turn (48 in / FS481V)**

OEM #: **120-4279**

AM #: **R120-4279 S492932**

Part Type: ENGINE MAINTENANCE

**72" Lazer Z S-Series Zero-Turn (72 in / FS730V)**

OEM #: **120-4282**

AM #: **R120-4282 S492932**

Part Type: ENGINE MAINTENANCE

**60" Turf Tracer S-Series Walk-Behind (60 in / FS691V)**

OEM #: **120-4278**

AM #: **R120-4278 S492932**

Part Type: ENGINE MAINTENANCE

**60" Lazer Z S-Series Zero-Turn (60 in / FS691V)**

OEM #: **130-4701**

AM #: **R21-047 S102-722**

Part Type: ENGINE MAINTENANCE

**52" Turf Tracer S-Series Walk-Behind (52 in / FS481V)**

OEM #: **130-4693**

AM #: **R21-045 S102-720**

Part Type: ENGINE MAINTENANCE

**48" Lazer Z S-Series Zero-Turn (48 in / FS481V)**

OEM #: **130-4697**

AM #: **R21-045 S102-720**

Part Type: ENGINE MAINTENANCE

**60" Turf Tracer S-Series Walk-Behind (60 in / FS691V)**

OEM #: **130-4695**

AM #: **R21-047 S102-722**

Part Type: ENGINE MAINTENANCE

**52" Lazer Z S-Series Zero-Turn (52 in / FS481V)**

OEM #: **130-4699**

AM #: **R21-045 S102-720**

Part Type: ENGINE MAINTENANCE

**48" Turf Tracer S-Series Walk-Behind (48 in / FS481V)**

OEM #: **130-4691**

AM #: **R21-045 S102-720**

Part Type: ENGINE MAINTENANCE

**72" Lazer Z S-Series Zero-Turn (72 in / FS730V)**

OEM #: **130-4703**

AM #: **R21-047 S102-722**

Part Type: ENGINE MAINTENANCE

OEM #: [92049-7001](#)

AM #: **Verify by spec**

Part Type: 48 in

OEM #: [103-5221](#)

AM #: **R9623**

Part Type: 60 in

OEM #: **21066-7020**

AM #: **R10-423**

Part Type: 52 in

OEM #: **21066-7017**

AM #: 0

Part Type: 52 in

OEM #: [1-643275](#)

AM #: [R9369](#) [S430-300](#) [O33-317](#)

Part Type: 60 in

OEM #: **103-2481**

AM #: **R1032481**

Part Type: 52 in

**48" Turf Tracer S-Series Walk-Behind (48 in / FS481V)**

OEM #: **150-5025**

AM #: **R15-551 S130-807**

Part Type: ENGINE MAINTENANCE

**52" Turf Tracer S-Series Walk-Behind (52 in / FS481V)**

OEM #: **150-5026**

AM #: **R15-551 S130-807**

Part Type: ENGINE MAINTENANCE

**52" Lazer Z S-Series Zero-Turn (52 in / FS481V)**

OEM #: **150-5029**

AM #: **R15-551 S130-807**

Part Type: ENGINE MAINTENANCE

**60" Turf Tracer S-Series Walk-Behind (60 in / FS691V)**

OEM #: **150-5027**

AM #: **R15-551 S130-807**

Part Type: ENGINE MAINTENANCE

**48" Lazer Z S-Series Zero-Turn (48 in / FS481V)**

OEM #: **150-5028**

AM #: **R15-551 S130-807**

Part Type: ENGINE MAINTENANCE

**60" Lazer Z S-Series Zero-Turn (60 in / FS691V)**

OEM #: **150-5030**

AM #: **R15-551 S130-807**

Part Type: ENGINE MAINTENANCE

**72" Lazer Z S-Series Zero-Turn (72 in / FS730V)**

OEM #: **150-5031**

AM #: **R15-551 S130-807**

Part Type: ENGINE MAINTENANCE

OEM #: **25 132 14-S**

AM #: 0

Part Type: 60 in

OEM #: **116-3342**

AM #: 0

Part Type: 48 in

OEM #: **116-3341**

AM #: 0

Part Type: 60 in

**72" Lazer Z S-Series Zero-Turn (72 in / FS730V)**

OEM #: **103-8286**

AM #: **R10-9663 S285-101**

Part Type: SPINDLES

**48" Lazer Z S-Series Zero-Turn (48 in / FS481V)**

OEM #: **103-8283**

AM #: **R10-9657 S285-098**

Part Type: SPINDLES

**60" Turf Tracer S-Series Walk-Behind (60 in / FS691V)**

OEM #: **103-8282**

AM #: **R10-9655 S285-097**

Part Type: SPINDLES

**60" Lazer Z S-Series Zero-Turn (60 in / FS691V)**

OEM #: **103-8285**

AM #: **R10-9661 S285-100**

Part Type: SPINDLES

**52" Lazer Z S-Series Zero-Turn (52 in / FS481V)**

OEM #: **103-8284**

AM #: **R10-9659 S285-099**

Part Type: SPINDLES

**52" Turf Tracer S-Series Walk-Behind (52 in / FS481V)**

OEM #: **103-8281**

AM #: **R10-9653 S285-096**

Part Type: SPINDLES

**52" Lazer Z S-Series Zero-Turn (52 in / FS481V)**

OEM #: **103-8289**

AM #: **R45-108 S215-067**

Part Type: SPINDLES

**60" Lazer Z S-Series Zero-Turn (60 in / FS691V)**

OEM #: **103-8290**

AM #: **R45-108 S215-067**

Part Type: SPINDLES

**60" Turf Tracer S-Series Walk-Behind (60 in / FS481V)**

OEM #: **103-8287**

AM #: **R45-108 S215-067**

Part Type: SPINDLES

**48" Lazer Z S-Series Zero-Turn (48 in / FS481V)**

OEM #: **103-8288**

AM #: **R45-108 S215-067**

Part Type: SPINDLES

**72" Lazer Z S-Series Zero-Turn (72 in / FS730V)**

OEM #: **103-8291**

AM #: **R45-108 S215-067**

Part Type: SPINDLES

**52" Lazer Z S-Series Zero-Turn (52 in / FS481V)**

OEM #: **103-8283-H**

AM #: **R10-9660**

Part Type: SPINDLES

**48" Lazer Z S-Series Zero-Turn (48 in / FS481V)**

OEM #: **103-8282-H**

AM #: **R10-9658**

Part Type: SPINDLES

**72" Lazer Z S-Series Zero-Turn (72 in / FS730V)**

OEM #: **103-8285-H**

AM #: **R10-9664**

Part Type: SPINDLES

**52" Turf Tracer S-Series Walk-Behind (52 in / FS481V)**

OEM #: **103-8280**

AM #: **R10-9654**

Part Type: SPINDLES

**60" Lazer Z S-Series Zero-Turn (60 in / FS691V)**

OEM #: **103-8284-H**

AM #: **R10-9662**

Part Type: SPINDLES

**60" Turf Tracer S-Series Walk-Behind (60 in / FS691V)**

OEM #: **103-8281-H**

AM #: **R10-9656**

Part Type: SPINDLES

**48" Turf Tracer S-Series Walk-Behind (48 in / FS481V)**

OEM #: **103-8279**

AM #: **R10-9652**

Part Type: SPINDLES

OEM #: **49065-7007**

AM #: 0

Part Type: 48 in

OEM #: **12 050 01-S**

AM #: 0

Part Type: 60 in

OEM #: **49065-0721**

AM #: 0

Part Type: 52 in

OEM #: **109-4237**

AM #: **R1094237**

Part Type: 52 in

OEM #: [1-403121](#)

AM #: [R9622](#) [S430-029](#) [O33-024](#)

Part Type: 48 in

OEM #: **1-413474**

AM #: 0

Part Type: 36 in

OEM #: **1-613264**

AM #: **R9187** □ **S165-372** □ **O70-367**

Part Type: 60 in

**60" Turf Tracer X-Series Walk-Behind**

OEM #:

AM #: **OPEN**

Part Type: Deck belt

**60" Turf Tracer X-Series Walk-Behind**

OEM #:

AM #: **OPEN**

Part Type: 60 in blade

**60" Turf Tracer X-Series Walk-Behind**

OEM #:

AM #: **OPEN**

Part Type: PTO / lower oil seal

**48" Turf Tracer S-Series Walk-Behind**

OEM #:

AM #: **OPEN**

Part Type: Regulator / rectifier

**60" Turf Tracer X-Series Walk-Behind**

OEM #:

AM #: **OPEN**

Part Type: Electric starter

**36" Turf Tracer S-Series Walk-Behind**

OEM #:

AM #: **OPEN**

Part Type: Regulator / rectifier

**36" Turf Tracer S-Series Walk-Behind**

OEM #:

AM #: **OPEN**

Part Type: Ignition coil

**48" Turf Tracer S-Series Walk-Behind**

OEM #:

AM #: **OPEN**

Part Type: Ignition coil

**36" Turf Tracer S-Series Walk-Behind**

OEM #:

AM #: **OPEN**

Part Type: Lower oil seal

**52" Turf Tracer S-Series Walk-Behind**

OEM #:

AM #: **OPEN**

Part Type: Ignition coil

**36" Turf Tracer S-Series Walk-Behind**

OEM #:

AM #: **OPEN**

Part Type: Electric starter

**48" Turf Tracer S-Series Walk-Behind**

OEM #:

AM #: **OPEN**

Part Type: Lower oil seal

**48" Turf Tracer S-Series Walk-Behind**

OEM #:

AM #: **OPEN**

Part Type: Electric starter

**48" Turf Tracer S-Series Walk-Behind**

OEM #:

AM #: **OPEN**

Part Type: Lower oil seal

**48" Turf Tracer S-Series Walk-Behind**

OEM #:

AM #: **OPEN**

Part Type: Ignition coil

**52" Turf Tracer S-Series Walk-Behind**

OEM #:

AM #: **OPEN**

Part Type: Electric starter

**48" Turf Tracer S-Series Walk-Behind**

OEM #:

AM #: **OPEN**

Part Type: Electric starter

**48" Turf Tracer S-Series Walk-Behind**

OEM #:

AM #: **OPEN**

Part Type: Ignition coil

**52" Turf Tracer S-Series Walk-Behind**

OEM #:

AM #: **OPEN**

Part Type: Regulator / rectifier

**48" Turf Tracer S-Series Walk-Behind**

OEM #:

AM #: **OPEN**

Part Type: Electric starter

**48" Turf Tracer S-Series Walk-Behind**

OEM #:

AM #: **OPEN**

Part Type: Regulator / rectifier

**48" Turf Tracer S-Series Walk-Behind**

OEM #:

AM #: **OPEN**

Part Type: Regulator / rectifier

OEM #: **25 403 39-S**

AM #: 0

Part Type: 60 in

OEM #: **1-413473**

AM #: 0

Part Type: 36 in

OEM #: **142-6054**

AM #: 0

Part Type: 52 in

Name	OEM Part Number	Aftermarket Part Number	Model Number	Part Type	Price
Verify by spec code	□	OPEN	36 in	Regulator / rectifier	
Verify by spec code	□	OPEN	36 in	Ignition coil	
103-8415	R12015 □ S210-037 □ O72-020	VERIFIED	36 in	Anti-scalp roller	
126-2222-SL	R7651 □ S266-279 □ O775-132	VERIFIED	36 in	36 in deck belt	
116-3344	R17372 □ S285-030 □ O82-102	VERIFIED	36 in	Cutter housing with bearings	
1-403121	R9622 □ S430-029 □ O33-024	VERIFIED	36 in	Switch & key	
126-2615	X0938	PARTIAL	36 in	Electric PTO clutch	
1-413474	□	OPEN	36 in	Tire only	
103-6402-S	R11267 □ S355-291 □ O92-030	VERIFIED	36 in	Notched blade	
Verify by spec code	□	OPEN	36 in	Lower oil seal	
11013-7047	□	VERIFIED	36 in	Air filter element	
103-4761-SL	R12641 □ S265-628 □ O15-114	VERIFIED	36 in	Ground-drive belt	
Verify by spec code	□	OPEN	36 in	Electric starter	
116-5175-S	□	PARTIAL	36 in	Extreme 2 / toothed blade	
BPR4ES	□	VERIFIED	36 in	NGK spark plug	
116-9981	R10301 □ S210-169 □ O72-050	PARTIAL	36 in	Anti-scalp roller kit	
49019-7005	□	VERIFIED	36 in	In-line fuel filter	
49065-7007	□	VERIFIED	36 in	Spin-on oil filter	
1-413473	□	OPEN	36 in	Wheel & tire assembly	
36 in deck belt	126-2222-SL	R7651 □ S266-279 □ O775-132	36" Turf Tracer S-Series Walk-Behind	36 in	
Tire only	1-413474	□	36" Turf Tracer S-Series Walk-Behind	36 in	
Wheel & tire assembly	1-413473	□	36" Turf Tracer S-Series Walk-Behind	36 in	
Cutter housing with bearings	116-3344	R17372 □ S285-030 □ O82-102	36" Turf Tracer S-Series Walk-Behind	36 in	
11013-7047	□	VERIFIED	48 in	Air filter element	
126-0783-SL	R15274 □ S265-620 □ O115-706	VERIFIED	48 in	48 in deck belt	
116-5177-S	R11279 □ S302-615 □ O96-321	VERIFIED	48 in	Extreme 2 / mulching blade	
116-4669	R13739	PARTIAL	48 in	Flat idler	
11013-0752	Pre-cleaner 11013-7046	PARTIAL	48 in	Air filter element	
49019-7005	□	VERIFIED	48 in	In-line fuel filter	
126-0783-SL	R15274 □ S265-620 □ O115-706	VERIFIED	48 in	48 in deck belt	

Name	OEM Part Number	Aftermarket Part Number	Model Number	Part Type	Price
103-6401-S	R11231 □ S355-229 □ O92-029	VERIFIED	48 in	Notched blade	
116-9981	R10301 □ S210-169 □ O72-050	PARTIAL	48 in	Anti-scalp roller kit	
49065-7007	□	VERIFIED	48 in	Spin-on oil filter	
Verify by spec code	□	OPEN	48 in	Regulator / rectifier	
103-6401-S	R11231 □ S355-229 □ O92-029	VERIFIED	48 in	Notched blade	
109-4237	R1094237	PARTIAL	48 in	Start relay / solenoid	
116-0674	R16633	PARTIAL	48 in	Blade-drive sheave	
21163-0749	□	PARTIAL	48 in	Electric starter	
126-2615	X0938	PARTIAL	48 in	Electric PTO clutch	
49019-7005	□	OPEN	48 in	In-line fuel filter	
103-6401-S	R11231 □ S355-229 □ O92-029	VERIFIED	48 in	Notched blade	
103-8415	R12015 □ S210-037 □ O72-020	VERIFIED	48 in	Anti-scalp roller	
142-8149	□	OPEN	48 in	Belt, cog A54	
BPR4ES	□	VERIFIED	48 in	NGK spark plug	
116-9981	R10301 □ S210-169 □ O72-050	PARTIAL	48 in	Anti-scalp roller kit	
21171-0743	□	PARTIAL	48 in	Ignition coil assembly	
103-5221	R9623	PARTIAL	48 in	PTO switch	
103-4761-SL	R12641 □ S265-628 □ O15-114	VERIFIED	48 in	Ground-drive belt	
1-643275	R9369 □ S430-300 □ O33-317	VERIFIED	48 in	Relay	
Verify by spec code	□	OPEN	48 in	Ignition coil	
103-4761-SL	R12641 □ S265-628 □ O15-114	VERIFIED	48 in	Ground-drive belt	
103-8415	R12015 □ S210-037 □ O72-020	VERIFIED	48 in	Anti-scalp roller	
BPR4ES	□	VERIFIED	48 in	NGK spark plug	
116-9981	R10301 □ S210-169 □ O72-050	PARTIAL	48 in	Anti-scalp roller kit	
BPR4ES	□	VERIFIED	48 in	NGK spark plug	
49019-7001	□	PARTIAL	48 in	In-line fuel filter	
1-403121	R9622 □ S430-029 □ O33-024	VERIFIED	48 in	Switch & key	
116-0674	R16633	PARTIAL	48 in	Blade-drive sheave	
116-3342	□	OPEN	48 in	Spindle & seal assembly	
BPR4ES	□	VERIFIED	48 in	NGK spark plug	
116-3342	□	OPEN	48 in	Spindle & seal assembly	

Name	OEM Part Number	Aftermarket Part Number	Model Number	Part Type	Price
142-8172		OPEN	48 in	Belt B147.4	
126-2615	X0938	PARTIAL	48 in	Electric PTO clutch	
11013-7047		VERIFIED	48 in	Air filter element	
Verify by spec code		OPEN	48 in	Lower oil seal	
126-3991		OPEN	48 in	Micro relay	
135-2253		OPEN	48 in	Switch, key start	
103-6401-S	R11231 □ S355-229 □ O92-029	VERIFIED	48 in	Notched blade	
Verify by spec code		OPEN	48 in	Electric starter	
126-9197	R13739	PARTIAL	48 in	Flat idler	
116-1620		VERIFIED	48 in	Clutch kit	
116-3806		OPEN	48 in	Idler arm assembly	
Verify by spec code		OPEN	48 in	Lower oil seal	
1-613264	R9187 □ S165-372 □ O70-367	VERIFIED	48 in	Tire, Turfmaster	
103-8415	R12015 □ S210-037 □ O72-020	VERIFIED	48 in	Anti-scalp roller	
116-5177-S	R11279 □ S302-615 □ O96-321	VERIFIED	48 in	Extreme 2 / mulching blade	
116-3341		OPEN	48 in	Spindle & seal assembly	
116-3342		OPEN	48 in	Spindle & seal assembly	
49065-0721		VERIFIED	48 in	Spin-on oil filter	
92049-7028		PARTIAL	48 in	Lower oil seal	
49019-7005		VERIFIED	48 in	In-line fuel filter	
Verify by spec code		OPEN	48 in	Ignition coil	
Verify by spec code		OPEN	48 in	Electric starter	
1-613264	R9187 □ S165-372 □ O70-367	VERIFIED	48 in	Tire, Turfmaster	
92049-7001	Verify by spec	OPEN	48 in	PTO / lower oil seal	
116-9981	R10301 □ S210-169 □ O72-050	PARTIAL	48 in	Anti-scalp roller kit	
1-643275	R9369 □ S430-300 □ O33-317	VERIFIED	48 in	Relay	
1-613264	R9187 □ S165-372 □ O70-367	VERIFIED	48 in	Tire, Turfmaster	
49065-7007		VERIFIED	48 in	Spin-on oil filter	
116-5177-S	R11279 □ S302-615 □ O96-321	VERIFIED	48 in	Extreme 2 / mulching blade	
49065-7007		PARTIAL	48 in	Spin-on oil filter	
126-9197	R13739	PARTIAL	48 in	Flat idler pulley	
21066-7017		PARTIAL	48 in	Regulator / rectifier	
Verify by spec code		OPEN	48 in	Ignition coil	

Name	OEM Part Number	Aftermarket Part Number	Model Number	Part Type	Price
126-0783-SL	R15274 □ S265-620 □ O115-706	VERIFIED	48 in	48 in deck belt	
103-8415	R12015 □ S210-037 □ O72-020	VERIFIED	48 in	Anti-scalp roller	
11013-7049	□	OPEN	48 in	Air filter element	
126-6285	□	OPEN	48 in	Ignition switch assembly	
116-4668	R14757	PARTIAL	48 in	Flanged idler	
116-5177-S	R11279 □ S302-615 □ O96-321	VERIFIED	48 in	Extreme 2 / mulching blade	
142-6054	□	OPEN	48 in	Wheel/tire assembly	
103-4761-SL	R12641 □ S265-628 □ O15-114	VERIFIED	48 in	Ground-drive belt	
Verify by spec code	□	OPEN	48 in	Electric starter	
Verify by spec code	□	OPEN	48 in	Regulator / rectifier	
Verify by spec code	□	OPEN	48 in	Regulator / rectifier	
126-2615	X0938	PARTIAL	48 in	Electric PTO clutch	
126-9187	R15731 □ O34-313	PARTIAL	48 in	Flat idler	
1-403121	R9622 □ S430-029 □ O33-024	VERIFIED	48 in	Switch & key	
Spindle & seal assembly	116-3342	□	48" Turf Tracer S-Series Walk-Behind	48 in	
Air filter element	11013-0752	Pre-cleaner 11013-7046	48" Turf Tracer S-Series Walk-Behind	48 in	
Air filter element	11013-7047	□	48" Turf Tracer S-Series Walk-Behind	48 in	
Spin-on oil filter	49065-7007	□	48" Turf Tracer S-Series Walk-Behind	48 in	
Flat idler	126-9197	R13739	48" Turf Tracer S-Series Walk-Behind	48 in	
48 in deck belt	126-0783-SL	R15274 □ S265-620 □ O115-706	48" Turf Tracer S-Series Walk-Behind	48 in	
In-line fuel filter	49019-7001	□	48" Turf Tracer S-Series Walk-Behind	48 in	
Switch & key	1-403121	R9622 □ S430-029 □ O33-024	48" Turf Tracer S-Series Walk-Behind	48 in	
PTO / lower oil seal	92049-7001	Verify by spec	48" Turf Tracer S-Series Walk-Behind	48 in	
Flanged idler	116-4668	R14757	48" Turf Tracer S-Series Walk-Behind	48 in	
Belt B147.4	142-8172	□	48" Vertex S-Series Stand-On	48 in	
Extreme 2 / mulching blade	116-5177-S	R11279 □ S302-615 □ O96-321	48" Vertex S-Series Stand-On	48 in	
Blade-drive sheave	116-0674	R16633	48" Vertex S-Series Stand-On	48 in	
Notched blade	103-6401-S	R11231 □ S355-229 □ O92-029	48" Vertex S-Series Stand-On	48 in	

Name	OEM Part Number	Aftermarket Part Number	Model Number	Part Type	Price
Idler arm assembly	116-3806	□	48" Vertex S-Series Stand-On	48 in	
21066-7017	□	PARTIAL	52 in	Regulator / rectifier	
21163-0749	□	PARTIAL	52 in	Electric starter	
103-8415	R12015 □ S210-037 □ O72-020	VERIFIED	52 in	Anti-scalp roller	
126-2314	□	OPEN	52 in	Deck idler assembly	
92049-7001	Verify by spec	OPEN	52 in	PTO / lower oil seal	
BPR4ES	□	VERIFIED	52 in	NGK spark plug	
103-4761-SL	R12641 □ S265-628 □ O15-114	VERIFIED	52 in	Ground-drive belt	
1-613264	R9187 □ S165-372 □ O70-367	VERIFIED	52 in	Tire, Turfmaster	
1-643275	R9369 □ S430-300 □ O33-317	VERIFIED	52 in	Relay	
126-9187	R15731 □ O34-313	PARTIAL	52 in	Flat idler	
11013-7047	S102-094	VERIFIED	52 in	Air filter element	
126-0784-SL	R16046 □ S266-309 □ O775-162	VERIFIED	52 in	52 in deck belt	
49019-0027	S120-376	VERIFIED	52 in	In-line fuel filter	
116-5175-S	R11267 □ S302-619 □ O96-322	VERIFIED	52 in	Extreme 2 / toothed blade	
126-6285	□	OPEN	52 in	Ignition switch assembly	
116-5175-S	R11267 □ S302-619 □ O96-322	VERIFIED	52 in	Extreme 2 / toothed blade	
126-2615	X0938	PARTIAL	52 in	Electric PTO clutch	
126-2615	X0938	PARTIAL	52 in	Electric PTO clutch	
103-0206	R11822 □ S430-334	PARTIAL	52 in	Ignition switch w/ keys	
49065-0721	S120-282	VERIFIED	52 in	Spin-on oil filter	
92049-7028	□	PARTIAL	52 in	Lower oil seal	
109-4237	R1094237	PARTIAL	52 in	Start relay / solenoid	
126-2314	□	OPEN	52 in	Deck idler assembly	
109-4077	R13-12302 □ S280-880	PARTIAL	52 in	Flat idler	
116-3342	□	OPEN	52 in	Spindle & seal assembly	
116-9981	R10301 □ S210-169 □ O72-050	PARTIAL	52 in	Anti-scalp roller kit	
92049-7009	S120-167	VERIFIED	52 in	Lower oil seal	
103-8415	R12015 □ S210-037 □ O72-020	VERIFIED	52 in	Anti-scalp roller	
142-8149	□	OPEN	52 in	Belt, cog A54	
21163-7011	S435-447	VERIFIED	52 in	Electric starter	
126-6626-SL	□	OPEN	52 in	Deck belt	
Verify by spec code	□	OPEN	52 in	Ignition coil	

Name	OEM Part Number	Aftermarket Part Number	Model Number	Part Type	Price
126-0784-SL	R16046 □ S302-619 □ O96-322	VERIFIED	52 in	52 in deck belt	
1-613264	R9187 □ S165-372 □ O70-367	VERIFIED	52 in	Tire, Turfmaster	
21171-0743	□	PARTIAL	52 in	Ignition coil assembly	
103-4761-SL	R12641 □ S265-628 □ O15-114	VERIFIED	52 in	Ground-drive belt	
49019-7005	□	OPEN	52 in	In-line fuel filter	
103-6402-S	R11267 □ S355-291 □ O92-030	VERIFIED	52 in	Notched blade	
21066-7020	R10-423	PARTIAL	52 in	Regulator / rectifier	
11013-0752	Pre-cleaner 11013-7046	PARTIAL	52 in	Air filter element	
116-0675	□	OPEN	52 in	Blade-drive sheave	
1-403121	R9622 □ S430-029 □ O33-024	VERIFIED	52 in	Switch & key	
21171-7007	S305-051	PARTIAL	52 in	Ignition coil	
103-8415	R12015 □ S210-037 □ O72-020	VERIFIED	52 in	Anti-scalp roller	
103-6402-S	R11267 □ S355-291 □ O92-030	VERIFIED	52 in	Notched blade	
116-1620	□	VERIFIED	52 in	Clutch kit	
Verify by spec code	□	OPEN	52 in	Electric starter	
116-9981	R10301 □ S210-169 □ O72-050	PARTIAL	52 in	Anti-scalp roller kit	
49065-0721	□	VERIFIED	52 in	Spin-on oil filter	
116-3341	□	OPEN	52 in	Spindle & seal assembly	
BPR4ES	□	VERIFIED	52 in	NGK spark plug	
103-6402-S	R11267 □ S355-291 □ O92-030	VERIFIED	52 in	Notched blade	
116-0675	□	OPEN	52 in	Blade-drive sheave	
126-3991	□	OPEN	52 in	Micro relay	
116-6040	R810-6040	PARTIAL	52 in	Caster wheel	
116-4669	R13739	PARTIAL	52 in	Flat idler	
11013-7049	□	OPEN	52 in	Air filter element	
116-5175-S	R11267 □ S302-619 □ O96-322	VERIFIED	52 in	Extreme 2 / toothed blade	
92070-7003 / BPR4ES	NGK BPR4ES	VERIFIED	52 in	NGK spark plug	
142-6054	□	OPEN	52 in	Wheel/tire assembly	
116-3342	□	OPEN	52 in	Spindle & seal assembly	
49019-7001	□	PARTIAL	52 in	In-line fuel filter	
Verify by spec code	□	OPEN	52 in	Regulator / rectifier	
49065-7007	□	PARTIAL	52 in	Spin-on oil filter	

Name	OEM Part Number	Aftermarket Part Number	Model Number	Part Type	Price
116-0675	□	OPEN	52 in	Blade-drive sheave	
103-5221	R9623	PARTIAL	52 in	PTO switch	
103-2481	R1032481	PARTIAL	52 in	Relay	
Ignition switch w/ keys	103-0206	R11822 □ S430-334	52" Turf Tracer S-Series Walk-Behind	52 in	
NGK spark plug	92070-7003 / BPR4ES	NGK BPR4ES	52" Turf Tracer S-Series Walk-Behind	52 in	
52 in deck belt	126-0784-SL	R16046 □ S302-619 □ O96-322	52" Turf Tracer S-Series Walk-Behind	52 in	
Ignition coil	21171-7007	S305-051	52" Turf Tracer S-Series Walk-Behind	52 in	
Caster wheel	116-6040	R810-6040	52" Turf Tracer S-Series Walk-Behind	52 in	
Flat idler	116-4669	R13739	52" Turf Tracer S-Series Walk-Behind	52 in	
Flat idler	109-4077	R13-12302 □ S280-880	52" Turf Tracer S-Series Walk-Behind	52 in	
Start relay / solenoid	109-4237	R1094237	52" Turf Tracer S-Series Walk-Behind	52 in	
Regulator / rectifier	21066-7020	R10-423	52" Turf Tracer S-Series Walk-Behind	52 in	
Lower oil seal	92049-7009	S120-167	52" Turf Tracer S-Series Walk-Behind	52 in	
Electric starter	21163-7011	S435-447	52" Turf Tracer S-Series Walk-Behind	52 in	
In-line fuel filter	49019-0027	S120-376	52" Turf Tracer S-Series Walk-Behind	52 in	
Relay	103-2481	R1032481	52" Turf Tracer S-Series Walk-Behind	52 in	
Micro relay	126-3991	□	52" Vertex S-Series Stand-On	52 in	
NGK spark plug	BPR4ES	□	52" Vertex S-Series Stand-On	52 in	
Flat idler	126-9187	R15731 □ O34-313	52" Vertex S-Series Stand-On	52 in	
Ignition switch assembly	126-6285	□	52" Vertex S-Series Stand-On	52 in	
Air filter element	11013-7049	□	52" Vertex S-Series Stand-On	52 in	
Belt, cog A54	142-8149	□	52" Vertex S-Series Stand-On	52 in	
Spin-on oil filter	49065-0721	□	52" Vertex S-Series Stand-On	52 in	
Ignition coil assembly	21171-0743	□	52" Vertex S-Series Stand-On	52 in	
In-line fuel filter	49019-7005	□	52" Vertex S-Series Stand-On	52 in	
Notched blade	103-6402-S	R11267 □ S355-291 □ O92-030	52" Vertex S-Series Stand-On	52 in	

Name	OEM Part Number	Aftermarket Part Number	Model Number	Part Type	Price
Clutch kit	116-1620	□	52" Vertex S-Series Stand-On	52 in	
Regulator / rectifier	21066-7017	□	52" Vertex S-Series Stand-On	52 in	
Lower oil seal	92049-7028	□	52" Vertex S-Series Stand-On	52 in	
Electric starter	21163-0749	□	52" Vertex S-Series Stand-On	52 in	
Deck belt	126-6626-SL	□	52" Vertex S-Series Stand-On	52 in	
Wheel/tire assembly	142-6054	□	52" Vertex S-Series Stand-On	52 in	
Extreme 2 / toothed blade	116-5175-S	R11267 □ S302-619 □ O96-322	52" Vertex S-Series Stand-On	52 in	
Blade-drive sheave	116-0675	□	52" Vertex S-Series Stand-On	52 in	
126-2314	□	OPEN	60 in	Deck idler assembly	
1-643275	R9369 □ S430-300 □ O33-317	VERIFIED	60 in	Relay	
Verify by spec code	□	OPEN	60 in	PTO / lower oil seal	
25 083 01-S	Safety 25 083 04-S	VERIFIED	60 in	Air filter element	
Verify by spec code	□	OPEN	60 in	Electric starter	
116-9981	R10301 □ S210-169 □ O72-050	PARTIAL	60 in	Anti-scalp roller kit	
1-613264	R9187 □ S165-372 □ O70-367	VERIFIED	60 in	Tire, Turfmaster	
25 519 02-S	S055-166	VERIFIED	60 in	Ignition coil	
25 132 14-S	□	VERIFIED	60 in	Spark plug XC12YC	
103-5221	R9623	PARTIAL	60 in	PTO switch	
25 403 39-S	□	PARTIAL	60 in	Voltage regulator	
116-3341	□	PARTIAL	60 in	Spindle assembly	
Verify by serial	□	OPEN	60 in	Deck belt	
135-2253	□	OPEN	60 in	Key start switch	
126-2615	X0938	PARTIAL	60 in	Electric PTO clutch	
12 050 01-S	□	VERIFIED	60 in	Spin-on oil filter	
24 050 13-S	□	VERIFIED	60 in	EFI fuel filter	
Verify by serial	□	OPEN	60 in	60 in blade	
103-4761-SL	R12641 □ S265-628 □ O15-114	VERIFIED	60 in	Ground-drive belt	
103-8415	R12015 □ S210-037 □ O72-020	VERIFIED	60 in	Anti-scalp roller	
Air filter element	25 083 01-S	Safety 25 083 04-S	60" Turf Tracer X-Series Walk-Behind	60 in	
Deck idler assembly	126-2314	□	60" Turf Tracer X-Series Walk-Behind	60 in	

Name	OEM Part Number	Aftermarket Part Number	Model Number	Part Type	Price
Relay	1-643275	R9369 □ S430-300 □ O33-317	60" Turf Tracer X-Series Walk-Behind	60 in	
Voltage regulator	25 403 39-S	□	60" Turf Tracer X-Series Walk-Behind	60 in	
Electric starter	Verify by spec code	□	60" Turf Tracer X-Series Walk-Behind	60 in	
Anti-scalp roller kit	116-9981	R10301 □ S210-169 □ O72-050	60" Turf Tracer X-Series Walk-Behind	60 in	
Tire, Turfmaster	1-613264	R9187 □ S165-372 □ O70-367	60" Turf Tracer X-Series Walk-Behind	60 in	
Spindle assembly	116-3341	□	60" Turf Tracer X-Series Walk-Behind	60 in	
Spin-on oil filter	12 050 01-S	□	60" Turf Tracer X-Series Walk-Behind	60 in	
Spark plug XC12YC	25 132 14-S	□	60" Turf Tracer X-Series Walk-Behind	60 in	
Ground-drive belt	103-4761-SL	R12641 □ S265-628 □ O15-114	60" Turf Tracer X-Series Walk-Behind	60 in	
EFI fuel filter	24 050 13-S	□	60" Turf Tracer X-Series Walk-Behind	60 in	
PTO switch	103-5221	R9623	60" Turf Tracer X-Series Walk-Behind	60 in	
Electric PTO clutch	126-2615	X0938	60" Turf Tracer X-Series Walk-Behind	60 in	
Ignition coil	25 519 02-S	S055-166	60" Turf Tracer X-Series Walk-Behind	60 in	
Deck belt	Verify by serial	□	60" Turf Tracer X-Series Walk-Behind	60 in	
Anti-scalp roller	103-8415	R12015 □ S210-037 □ O72-020	60" Turf Tracer X-Series Walk-Behind	60 in	
Key start switch	135-2253	□	60" Turf Tracer X-Series Walk-Behind	60 in	
Spindle housing	103-8282-H	R10-9658	LZS481GKA48300	SPINDLES	
Mandrel pulley	1-513034	R01-513034 S285-143	LZS481GKA48300	PULLEYS & IDLERS	
Pre-cleaner / foam filter	130-4697	R21-045 S102-720	LZS481GKA48300	ENGINE MAINTENANCE	
Idler pulley — deck	110-6869	R14-313 S285-469	LZS481GKA48300	PULLEYS & IDLERS	
Deck drive belt	109-8070	R46-383 S265-537 O75-633	LZS481GKA48300	DECK BELT	
Spark plug	150-5028	R15-551 S130-807	LZS481GKA48300	ENGINE MAINTENANCE	
Extreme 2 / mulching blade	116-5180-S	R11279 S302-618 O96-327	LZS481GKA48300	BLADES	
Spindle assembly	103-8283	R10-9657 S285-098	LZS481GKA48300	SPINDLES	
Flat idler pulley	106-3200	R14-313 S285-469	LZS481GKA48300	PULLEYS & IDLERS	
Blade bolt kit	100-2818	R7430085 S374-001	LZS481GKA48300	SPINDLES	
Air filter	130-4696	R21-044 S102-719	LZS481GKA48300	ENGINE MAINTENANCE	

Name	OEM Part Number	Aftermarket Part Number	Model Number	Part Type	Price
Spindle bearing	103-8288	R45-108 S215-067	LZS481GKA48300	SPINDLES	
Oil filter	120-4279	R120-4279 S492932	LZS481GKA48300	ENGINE MAINTENANCE	
Notched blade	103-6404	R11231 S355-241 O92-059	LZS481GKA48300	BLADES	
Fuel filter	117-1454	R07-200 S120-436	LZS481GKA48300	ENGINE MAINTENANCE	
Extreme 2 / mulching blade	116-5181-S	R11279 S302-619 O96-329	LZS521GKA52300	BLADES	
Spindle bearing	103-8289	R45-108 S215-067	LZS521GKA52300	SPINDLES	
Spindle housing	103-8283-H	R10-9660	LZS521GKA52300	SPINDLES	
Mandrel pulley	1-513035	R01-513035 S285-143	LZS521GKA52300	PULLEYS & IDLERS	
Idler pulley — deck	110-6870	R14-313 S285-469	LZS521GKA52300	PULLEYS & IDLERS	
Spark plug	150-5029	R15-551 S130-807	LZS521GKA52300	ENGINE MAINTENANCE	
Blade bolt kit	100-2819	R7430085 S374-001	LZS521GKA52300	SPINDLES	
Flat idler pulley	106-3201	R14-313 S285-469	LZS521GKA52300	PULLEYS & IDLERS	
Deck drive belt	109-8071	R46-384 S265-538 O75-634	LZS521GKA52300	DECK BELT	
Notched blade	103-6405	R11231 S355-243 O92-063	LZS521GKA52300	BLADES	
Air filter	130-4698	R21-044 S102-719	LZS521GKA52300	ENGINE MAINTENANCE	
Fuel filter	117-1455	R07-200 S120-436	LZS521GKA52300	ENGINE MAINTENANCE	
Pre-cleaner / foam filter	130-4699	R21-045 S102-720	LZS521GKA52300	ENGINE MAINTENANCE	
Oil filter	120-4280	R120-4280 S492932	LZS521GKA52300	ENGINE MAINTENANCE	
Spindle assembly	103-8284	R10-9659 S285-099	LZS521GKA52300	SPINDLES	
Deck drive belt	109-8072	R46-385 S265-539 O75-635	LZS601GKA60300	DECK BELT	
Mandrel pulley	1-513036	R01-513036 S285-143	LZS601GKA60300	PULLEYS & IDLERS	
Pre-cleaner / foam filter	130-4701	R21-047 S102-722	LZS601GKA60300	ENGINE MAINTENANCE	
Air filter	130-4700	R21-046 S102-721	LZS601GKA60300	ENGINE MAINTENANCE	
Spindle bearing	103-8290	R45-108 S215-067	LZS601GKA60300	SPINDLES	
Idler pulley — deck	110-6871	R14-313 S285-469	LZS601GKA60300	PULLEYS & IDLERS	
Oil filter	120-4281	R120-4281 S492932	LZS601GKA60300	ENGINE MAINTENANCE	
Flat idler pulley	106-3202	R14-313 S285-469	LZS601GKA60300	PULLEYS & IDLERS	
Spindle housing	103-8284-H	R10-9662	LZS601GKA60300	SPINDLES	
Blade bolt kit	100-2820	R7430085 S374-001	LZS601GKA60300	SPINDLES	
Notched blade	103-6406	R11231 S355-247 O92-071	LZS601GKA60300	BLADES	

Name	OEM Part Number	Aftermarket Part Number	Model Number	Part Type	Price
Fuel filter	117-1456	R07-200 S120-436	LZS601GKA60300	ENGINE MAINTENANCE	
Spark plug	150-5030	R15-551 S130-807	LZS601GKA60300	ENGINE MAINTENANCE	
Spindle assembly	103-8285	R10-9661 S285-100	LZS601GKA60300	SPINDLES	
Extreme 2 / mulching blade	116-5182-S	R11279 S302-620 O96-331	LZS601GKA60300	BLADES	
Air filter	130-4702	R21-046 S102-721	LZS721GKA72300	ENGINE MAINTENANCE	
Fuel filter	117-1457	R07-200 S120-436	LZS721GKA72300	ENGINE MAINTENANCE	
Extreme 2 / mulching blade	116-5183-S	R11279 S302-621 O96-333	LZS721GKA72300	BLADES	
Deck drive belt	109-8073	R46-386 S265-540 O75-636	LZS721GKA72300	DECK BELT	
Flat idler pulley	106-3203	R14-313 S285-469	LZS721GKA72300	PULLEYS & IDLERS	
Spindle housing	103-8285-H	R10-9664	LZS721GKA72300	SPINDLES	
Notched blade	103-6407	R11231 S355-249 O92-075	LZS721GKA72300	BLADES	
Blade bolt kit	100-2821	R7430085 S374-001	LZS721GKA72300	SPINDLES	
Spindle assembly	103-8286	R10-9663 S285-101	LZS721GKA72300	SPINDLES	
Idler pulley — deck	110-6872	R14-313 S285-469	LZS721GKA72300	PULLEYS & IDLERS	
Mandrel pulley	1-513037	R01-513037 S285-143	LZS721GKA72300	PULLEYS & IDLERS	
Spindle bearing	103-8291	R45-108 S215-067	LZS721GKA72300	SPINDLES	
Pre-cleaner / foam filter	130-4703	R21-047 S102-722	LZS721GKA72300	ENGINE MAINTENANCE	
Spark plug	150-5031	R15-551 S130-807	LZS721GKA72300	ENGINE MAINTENANCE	
Oil filter	120-4282	R120-4282 S492932	LZS721GKA72300	ENGINE MAINTENANCE	
Idler pulley — deck	110-6866	R14-313 S285-469	TTS481GKA48300	PULLEYS & IDLERS	
Spark plug	150-5025	R15-551 S130-807	TTS481GKA48300	ENGINE MAINTENANCE	
Deck drive belt	109-8067	R46-380 S265-534 O75-630	TTS481GKA48300	DECK BELT	
Fuel filter	117-1451	R07-200 S120-436	TTS481GKA48300	ENGINE MAINTENANCE	
Flat idler pulley	106-3197	R14-313 S285-469	TTS481GKA48300	PULLEYS & IDLERS	
Blade bolt kit	100-2815	R7430085 S374-001	TTS481GKA48300	SPINDLES	
Air filter	130-4690	R21-044 S102-719	TTS481GKA48300	ENGINE MAINTENANCE	
Oil filter	120-4276	R120-4276 S492932	TTS481GKA48300	ENGINE MAINTENANCE	
Spindle housing	103-8279	R10-9652	TTS481GKA48300	SPINDLES	
Pre-cleaner / foam filter	130-4691	R21-045 S102-720	TTS481GKA48300	ENGINE MAINTENANCE	
Mandrel pulley	1-513031	R01-513031 S285-143	TTS481GKA48300	PULLEYS & IDLERS	

Name	OEM Part Number	Aftermarket Part Number	Model Number	Part Type	Price
Fuel filter	117-1452	R07-200 S120-436	TTS521GKA52300	ENGINE MAINTENANCE	
Spark plug	150-5026	R15-551 S130-807	TTS521GKA52300	ENGINE MAINTENANCE	
Oil filter	120-4277	R120-4277 S492932	TTS521GKA52300	ENGINE MAINTENANCE	
Extreme 2 / mulching blade	116-5178-S	R11279 S302-616 O96-323	TTS521GKA52300	BLADES	
Pre-cleaner / foam filter	130-4693	R21-045 S102-720	TTS521GKA52300	ENGINE MAINTENANCE	
Air filter	130-4692	R21-044 S102-719	TTS521GKA52300	ENGINE MAINTENANCE	
Notched blade	103-6402	R11231 S355-233 O92-043	TTS521GKA52300	BLADES	
Spindle housing	103-8280	R10-9654	TTS521GKA52300	SPINDLES	
Blade bolt kit	100-2816	R7430085 S374-001	TTS521GKA52300	SPINDLES	
Idler pulley — deck	110-6867	R14-313 S285-469	TTS521GKA52300	PULLEYS & IDLERS	
Flat idler pulley	106-3198	R14-313 S285-469	TTS521GKA52300	PULLEYS & IDLERS	
Deck drive belt	109-8068	R46-381 S265-535 O75-631	TTS521GKA52300	DECK BELT	
Spindle assembly	103-8281	R10-9653 S285-096	TTS521GKA52300	SPINDLES	
Mandrel pulley	1-513032	R01-513032 S285-143	TTS521GKA52300	PULLEYS & IDLERS	
Mandrel pulley	1-513033	R01-513033 S285-143	TTS601GKA60300	PULLEYS & IDLERS	
Fuel filter	117-1453	R07-200 S120-436	TTS601GKA60300	ENGINE MAINTENANCE	
Idler pulley — deck	110-6868	R14-313 S285-469	TTS601GKA60300	PULLEYS & IDLERS	
Flat idler pulley	106-3199	R14-313 S285-469	TTS601GKA60300	PULLEYS & IDLERS	
Spark plug	150-5027	R15-551 S130-807	TTS601GKA60300	ENGINE MAINTENANCE	
Extreme 2 / mulching blade	116-5179-S	R11279 S302-617 O96-325	TTS601GKA60300	BLADES	
Spindle bearing	103-8287	R45-108 S215-067	TTS601GKA60300	SPINDLES	
Notched blade	103-6403	R11231 S355-235 O92-051	TTS601GKA60300	BLADES	
Air filter	130-4694	R21-046 S102-721	TTS601GKA60300	ENGINE MAINTENANCE	
Blade bolt kit	100-2817	R7430085 S374-001	TTS601GKA60300	SPINDLES	
Spindle housing	103-8281-H	R10-9656	TTS601GKA60300	SPINDLES	
Pre-cleaner / foam filter	130-4695	R21-047 S102-722	TTS601GKA60300	ENGINE MAINTENANCE	
Spindle assembly	103-8282	R10-9655 S285-097	TTS601GKA60300	SPINDLES	
Deck drive belt	109-8069	R46-382 S265-536 O75-632	TTS601GKA60300	DECK BELT	
Oil filter	120-4278	R120-4278 S492932	TTS601GKA60300	ENGINE MAINTENANCE	

**36" Turf Tracer S-Series Walk-Behind**OEM #: **R12015** □ **S210-037** □ **O72-020**AM #: **VERIFIED**

Part Type: Anti-scalp roller

**36" Turf Tracer S-Series Walk-Behind**OEM #: **R7651** □ **S266-279** □ **O775-132**AM #: **VERIFIED**

Part Type: 36 in deck belt

**36" Turf Tracer S-Series Walk-Behind**OEM #: **R17372** □ **S285-030** □ **O82-102**AM #: **VERIFIED**

Part Type: Cutter housing with bearings

**36" Turf Tracer S-Series Walk-Behind**OEM #: **R9622** □ **S430-029** □ **O33-024**AM #: **VERIFIED**

Part Type: Switch &amp; key

126-2615

1-413474

**36" Turf Tracer S-Series Walk-Behind**

OEM #: **X0938**

AM #: **PARTIAL**

Part Type: Electric PTO clutch

**36" Turf Tracer S-Series Walk-Behind**

OEM #: **□**

AM #: **OPEN**

Part Type: Tire only

103-6402-S

11013-7047

**36" Turf Tracer S-Series Walk-Behind**

OEM #: **R11267 □ S355-291 □ O92-030**

AM #: **VERIFIED**

Part Type: Notched blade

**36" Turf Tracer S-Series Walk-Behind**

OEM #: **□**

AM #: **VERIFIED**

Part Type: Air filter element

103-4761-SL

116-5175-S

**36" Turf Tracer S-Series Walk-Behind**

OEM #: [R12641](#) | [S265-628](#) | [O15-114](#)

AM #: **VERIFIED**

Part Type: Ground-drive belt

**36" Turf Tracer S-Series Walk-Behind**

OEM #: |

AM #: **PARTIAL**

Part Type: Extreme 2 / toothed blade

BPR4ES

116-9981

**36" Turf Tracer S-Series Walk-Behind**

OEM #: |

AM #: **VERIFIED**

Part Type: NGK spark plug

**36" Turf Tracer S-Series Walk-Behind**

OEM #: [R10301](#) | [S210-169](#) | [O72-050](#)

AM #: **PARTIAL**

Part Type: Anti-scalp roller kit

**36" Turf Tracer S-Series Walk-Behind**

OEM #:

AM #: **VERIFIED**

Part Type: In-line fuel filter

**36" Turf Tracer S-Series Walk-Behind**

OEM #:

AM #: **VERIFIED**

Part Type: Spin-on oil filter

**1-413473**

**36" Turf Tracer S-Series Walk-Behind**

OEM #:

AM #: **OPEN**

Part Type: Wheel & tire assembly

11013-7047

126-0783-SL

**48" Turf Tracer S-Series Walk-Behind**

OEM #: [□](#)

AM #: **VERIFIED**

Part Type: Air filter element

**48" Turf Tracer S-Series Walk-Behind**

OEM #: [R15274](#) [□](#) [S265-620](#) [□](#) [O115-706](#)

AM #: **VERIFIED**

Part Type: 48 in deck belt

116-4669

11013-0752

**48" Turf Tracer S-Series Walk-Behind**

OEM #: [R13739](#)

AM #: **PARTIAL**

Part Type: Flat idler

**48" Turf Tracer S-Series Walk-Behind**

OEM #: [Pre-cleaner 11013-7046](#)

AM #: **PARTIAL**

Part Type: Air filter element

49019-7005

126-0783-SL

**48" Turf Tracer S-Series Walk-Behind**

OEM #: [□](#)

AM #: **VERIFIED**

Part Type: In-line fuel filter

**48" Turf Tracer S-Series Walk-Behind**

OEM #: [R15274](#) [□](#) [S265-620](#) [□](#) [O115-706](#)

AM #: **VERIFIED**

Part Type: 48 in deck belt

116-9981

49065-7007

**48" Turf Tracer S-Series Walk-Behind**

OEM #: [R10301](#) [□](#) [S210-169](#) [□](#) [O72-050](#)

AM #: **PARTIAL**

Part Type: Anti-scalp roller kit

**48" Turf Tracer S-Series Walk-Behind**

OEM #: [□](#)

AM #: **VERIFIED**

Part Type: Spin-on oil filter

103-6401-S

109-4237

**48" Turf Tracer S-Series Walk-Behind**

OEM #: [R11231](#) | [S355-229](#) | [O92-029](#)

AM #: **VERIFIED**

Part Type: Notched blade

**48" Turf Tracer S-Series Walk-Behind**

OEM #: [R1094237](#)

AM #: **PARTIAL**

Part Type: Start relay / solenoid

126-2615

103-6401-S

**48" Turf Tracer S-Series Walk-Behind**

OEM #: [X0938](#)

AM #: **PARTIAL**

Part Type: Electric PTO clutch

**48" Turf Tracer S-Series Walk-Behind**

OEM #: [R11231](#) | [S355-229](#) | [O92-029](#)

AM #: **VERIFIED**

Part Type: Notched blade

**48" Turf Tracer S-Series Walk-Behind**OEM #: **R12015** □ **S210-037** □ **O72-020**AM #: **VERIFIED**

Part Type: Anti-scalp roller

**48" Turf Tracer S-Series Walk-Behind**

OEM #: □

AM #: **VERIFIED**

Part Type: NGK spark plug

**48" Turf Tracer S-Series Walk-Behind**OEM #: **R10301** □ **S210-169** □ **O72-050**AM #: **PARTIAL**

Part Type: Anti-scalp roller kit

**48" Turf Tracer S-Series Walk-Behind**OEM #: **R9623**AM #: **PARTIAL**

Part Type: PTO switch

103-4761-SL

1-643275

**48" Turf Tracer S-Series Walk-Behind**

OEM #: **R12641** □ **S265-628** □ **O15-114**

AM #: **VERIFIED**

Part Type: Ground-drive belt

**48" Turf Tracer S-Series Walk-Behind**

OEM #: **R9369** □ **S430-300** □ **O33-317**

AM #: **VERIFIED**

Part Type: Relay

103-4761-SL

BPR4ES

**48" Turf Tracer S-Series Walk-Behind**

OEM #: **R12641** □ **S265-628** □ **O15-114**

AM #: **VERIFIED**

Part Type: Ground-drive belt

**48" Turf Tracer S-Series Walk-Behind**

OEM #: □

AM #: **VERIFIED**

Part Type: NGK spark plug

49019-7001

1-403121

**48" Turf Tracer S-Series Walk-Behind**

OEM #:

AM #: **PARTIAL**

Part Type: In-line fuel filter

**48" Turf Tracer S-Series Walk-Behind**

OEM #: **R9622**  **S430-029**  **O33-024**

AM #: **VERIFIED**

Part Type: Switch & key

116-0674

116-3342

**48" Turf Tracer S-Series Walk-Behind**

OEM #: **R16633**

AM #: **PARTIAL**

Part Type: Blade-drive sheave

**48" Turf Tracer S-Series Walk-Behind**

OEM #:

AM #: **OPEN**

Part Type: Spindle & seal assembly

**48" Turf Tracer S-Series Walk-Behind**OEM #: AM #: **VERIFIED**

Part Type: NGK spark plug

**48" Turf Tracer S-Series Walk-Behind**OEM #: AM #: **OPEN**

Part Type: Spindle &amp; seal assembly

**48" Turf Tracer S-Series Walk-Behind**OEM #: **X0938**AM #: **PARTIAL**

Part Type: Electric PTO clutch

**48" Turf Tracer S-Series Walk-Behind**OEM #: AM #: **VERIFIED**

Part Type: Air filter element

135-2253

103-6401-S

**48" Turf Tracer S-Series Walk-Behind**

OEM #:

AM #: **OPEN**

Part Type: Switch, key start

**48" Turf Tracer S-Series Walk-Behind**

OEM #: [R11231](#) [S355-229](#) [O92-029](#)

AM #: **VERIFIED**

Part Type: Notched blade

126-9197

1-613264

**48" Turf Tracer S-Series Walk-Behind**

OEM #: [R13739](#)

AM #: **PARTIAL**

Part Type: Flat idler

**48" Turf Tracer S-Series Walk-Behind**

OEM #: [R9187](#) [S165-372](#) [O70-367](#)

AM #: **VERIFIED**

Part Type: Tire, Turfmaster

103-8415

116-5177-S

**48" Turf Tracer S-Series Walk-Behind**

OEM #: **R12015** | **S210-037** | **O72-020**

AM #: **VERIFIED**

Part Type: Anti-scalp roller

**48" Turf Tracer S-Series Walk-Behind**

OEM #: **R11279** | **S302-615** | **O96-321**

AM #: **VERIFIED**

Part Type: Extreme 2 / mulching blade

116-3342

49019-7005

**48" Turf Tracer S-Series Walk-Behind**

OEM #: |

AM #: **OPEN**

Part Type: Spindle & seal assembly

**48" Turf Tracer S-Series Walk-Behind**

OEM #: |

AM #: **VERIFIED**

Part Type: In-line fuel filter

1-613264

92049-7001

**48" Turf Tracer S-Series Walk-Behind**

OEM #: **R9187** □ **S165-372** □ **O70-367**

AM #: **VERIFIED**

Part Type: Tire, Turfmaster

**48" Turf Tracer S-Series Walk-Behind**

OEM #: **Verify by spec**

AM #: **OPEN**

Part Type: PTO / lower oil seal

116-9981

1-643275

**48" Turf Tracer S-Series Walk-Behind**

OEM #: **R10301** □ **S210-169** □ **O72-050**

AM #: **PARTIAL**

Part Type: Anti-scalp roller kit

**48" Turf Tracer S-Series Walk-Behind**

OEM #: **R9369** □ **S430-300** □ **O33-317**

AM #: **VERIFIED**

Part Type: Relay

1-613264

49065-7007

**48" Turf Tracer S-Series Walk-Behind**

OEM #: [R9187](#) [S165-372](#) [O70-367](#)

AM #: **VERIFIED**

Part Type: Tire, Turfmaster

**48" Turf Tracer S-Series Walk-Behind**

OEM #:

AM #: **VERIFIED**

Part Type: Spin-on oil filter

116-5177-S

49065-7007

**48" Turf Tracer S-Series Walk-Behind**

OEM #: [R11279](#) [S302-615](#) [O96-321](#)

AM #: **VERIFIED**

Part Type: Extreme 2 / mulching blade

**48" Turf Tracer S-Series Walk-Behind**

OEM #:

AM #: **PARTIAL**

Part Type: Spin-on oil filter

126-9197

126-0783-SL

**48" Turf Tracer S-Series Walk-Behind**

OEM #: **R13739**

AM #: **PARTIAL**

Part Type: Flat idler pulley

**48" Turf Tracer S-Series Walk-Behind**

OEM #: **R15274** □ **S265-620** □ **O115-706**

AM #: **VERIFIED**

Part Type: 48 in deck belt

103-8415

116-4668

**48" Turf Tracer S-Series Walk-Behind**

OEM #: **R12015** □ **S210-037** □ **O72-020**

AM #: **VERIFIED**

Part Type: Anti-scalp roller

**48" Turf Tracer S-Series Walk-Behind**

OEM #: **R14757**

AM #: **PARTIAL**

Part Type: Flanged idler

**48" Turf Tracer S-Series Walk-Behind**OEM #: **R11279** □ **S302-615** □ **O96-321**AM #: **VERIFIED**

Part Type: Extreme 2 / mulching blade

**48" Turf Tracer S-Series Walk-Behind**OEM #: **R12641** □ **S265-628** □ **O15-114**AM #: **VERIFIED**

Part Type: Ground-drive belt

**48" Turf Tracer S-Series Walk-Behind**OEM #: **X0938**AM #: **PARTIAL**

Part Type: Electric PTO clutch

**48" Turf Tracer S-Series Walk-Behind**OEM #: **R9622** □ **S430-029** □ **O33-024**AM #: **VERIFIED**

Part Type: Switch &amp; key

**52" Turf Tracer S-Series Walk-Behind**OEM #: **R12015** | **S210-037** | **O72-020**AM #: **VERIFIED**

Part Type: Anti-scalp roller

**52" Turf Tracer S-Series Walk-Behind**

OEM #: |

AM #: **OPEN**

Part Type: Deck idler assembly

**52" Turf Tracer S-Series Walk-Behind**OEM #: **Verify by spec**AM #: **OPEN**

Part Type: PTO / lower oil seal

**52" Turf Tracer S-Series Walk-Behind**

OEM #: |

AM #: **VERIFIED**

Part Type: NGK spark plug

103-4761-SL

1-613264

**52" Turf Tracer S-Series Walk-Behind**

OEM #: **R12641** □ **S265-628** □ **O15-114**

AM #: **VERIFIED**

Part Type: Ground-drive belt

**52" Turf Tracer S-Series Walk-Behind**

OEM #: **R9187** □ **S165-372** □ **O70-367**

AM #: **VERIFIED**

Part Type: Tire, Turfmaster

1-643275

11013-7047

**52" Turf Tracer S-Series Walk-Behind**

OEM #: **R9369** □ **S430-300** □ **O33-317**

AM #: **VERIFIED**

Part Type: Relay

**52" Turf Tracer S-Series Walk-Behind**

OEM #: **S102-094**

AM #: **VERIFIED**

Part Type: Air filter element

**52" Turf Tracer S-Series Walk-Behind**

OEM #: **R16046** □ **S266-309** □ **O775-162**

AM #: **VERIFIED**

Part Type: 52 in deck belt

**52" Turf Tracer S-Series Walk-Behind**

OEM #: **S120-376**

AM #: **VERIFIED**

Part Type: In-line fuel filter

**52" Turf Tracer S-Series Walk-Behind**

OEM #: **R11267** □ **S302-619** □ **O96-322**

AM #: **VERIFIED**

Part Type: Extreme 2 / toothed blade

**52" Turf Tracer S-Series Walk-Behind**

OEM #: **R11267** □ **S302-619** □ **O96-322**

AM #: **VERIFIED**

Part Type: Extreme 2 / toothed blade

**52" Turf Tracer S-Series Walk-Behind**OEM #: **X0938**AM #: **PARTIAL**

Part Type: Electric PTO clutch

**52" Turf Tracer S-Series Walk-Behind**OEM #: **X0938**AM #: **PARTIAL**

Part Type: Electric PTO clutch

**52" Turf Tracer S-Series Walk-Behind**OEM #: **R11822** □ **S430-334**AM #: **PARTIAL**

Part Type: Ignition switch w/ keys

**52" Turf Tracer S-Series Walk-Behind**OEM #: **S120-282**AM #: **VERIFIED**

Part Type: Spin-on oil filter

109-4237

126-2314

**52" Turf Tracer S-Series Walk-Behind**

OEM #: **R1094237**

AM #: **PARTIAL**

Part Type: Start relay / solenoid

**52" Turf Tracer S-Series Walk-Behind**

OEM #: **□**

AM #: **OPEN**

Part Type: Deck idler assembly

109-4077

116-3342

**52" Turf Tracer S-Series Walk-Behind**

OEM #: **R13-12302 □ S280-880**

AM #: **PARTIAL**

Part Type: Flat idler

**52" Turf Tracer S-Series Walk-Behind**

OEM #: **□**

AM #: **OPEN**

Part Type: Spindle & seal assembly

92049-7009

103-8415

**52" Turf Tracer S-Series Walk-Behind**

OEM #: **S120-167**

AM #: **VERIFIED**

Part Type: Lower oil seal

**52" Turf Tracer S-Series Walk-Behind**

OEM #: **R12015** □ **S210-037** □ **O72-020**

AM #: **VERIFIED**

Part Type: Anti-scalp roller

21163-7011

126-0784-SL

**52" Turf Tracer S-Series Walk-Behind**

OEM #: **S435-447**

AM #: **VERIFIED**

Part Type: Electric starter

**52" Turf Tracer S-Series Walk-Behind**

OEM #: **R16046** □ **S302-619** □ **O96-322**

AM #: **VERIFIED**

Part Type: 52 in deck belt

1-613264

103-4761-SL

**52" Turf Tracer S-Series Walk-Behind**

OEM #: **R9187** □ **S165-372** □ **O70-367**

AM #: **VERIFIED**

Part Type: Tire, Turfmaster

**52" Turf Tracer S-Series Walk-Behind**

OEM #: **R12641** □ **S265-628** □ **O15-114**

AM #: **VERIFIED**

Part Type: Ground-drive belt

21066-7020

11013-0752

**52" Turf Tracer S-Series Walk-Behind**

OEM #: **R10-423**

AM #: **PARTIAL**

Part Type: Regulator / rectifier

**52" Turf Tracer S-Series Walk-Behind**

OEM #: **Pre-cleaner 11013-7046**

AM #: **PARTIAL**

Part Type: Air filter element

1-403121

21171-7007

**52" Turf Tracer S-Series Walk-Behind**

OEM #: **R9622** □ **S430-029** □ **O33-024**

AM #: **VERIFIED**

Part Type: Switch & key

**52" Turf Tracer S-Series Walk-Behind**

OEM #: **S305-051**

AM #: **PARTIAL**

Part Type: Ignition coil

103-6402-S

116-9981

**52" Turf Tracer S-Series Walk-Behind**

OEM #: **R11267** □ **S355-291** □ **O92-030**

AM #: **VERIFIED**

Part Type: Notched blade

**52" Turf Tracer S-Series Walk-Behind**

OEM #: **R10301** □ **S210-169** □ **O72-050**

AM #: **PARTIAL**

Part Type: Anti-scalp roller kit

**52" Turf Tracer S-Series Walk-Behind**OEM #: **R11267** □ **S355-291** □ **O92-030**AM #: **VERIFIED**

Part Type: Notched blade

**52" Turf Tracer S-Series Walk-Behind**

OEM #: □

AM #: **OPEN**

Part Type: Blade-drive sheave

**52" Turf Tracer S-Series Walk-Behind**OEM #: **R810-6040**AM #: **PARTIAL**

Part Type: Caster wheel

**52" Turf Tracer S-Series Walk-Behind**OEM #: **R13739**AM #: **PARTIAL**

Part Type: Flat idler

**52" Turf Tracer S-Series Walk-Behind**

OEM #: **NGK BPR4ES**

AM #: **VERIFIED**

Part Type: NGK spark plug

**52" Turf Tracer S-Series Walk-Behind**

OEM #:

AM #: **OPEN**

Part Type: Spindle & seal assembly

**52" Turf Tracer S-Series Walk-Behind**

OEM #:

AM #: **PARTIAL**

Part Type: In-line fuel filter

**52" Turf Tracer S-Series Walk-Behind**

OEM #:

AM #: **PARTIAL**

Part Type: Spin-on oil filter

**52" Turf Tracer S-Series Walk-Behind**OEM #: [□](#)AM #: **OPEN**

Part Type: Blade-drive sheave

**52" Turf Tracer S-Series Walk-Behind**OEM #: [R9623](#)AM #: **PARTIAL**

Part Type: PTO switch

**52" Turf Tracer S-Series Walk-Behind**OEM #: [R1032481](#)AM #: **PARTIAL**

Part Type: Relay

**60" Turf Tracer X-Series Walk-Behind**OEM #: AM #: **OPEN**

Part Type: Deck idler assembly

**60" Turf Tracer X-Series Walk-Behind**OEM #: **R9369**  **S430-300**  **O33-317**AM #: **VERIFIED**

Part Type: Relay

**Verify by spec code****25 083 01-S****60" Turf Tracer X-Series Walk-Behind**OEM #: AM #: **OPEN**

Part Type: PTO / lower oil seal

**60" Turf Tracer X-Series Walk-Behind**OEM #: **Safety 25 083 04-S**AM #: **VERIFIED**

Part Type: Air filter element

**60" Turf Tracer X-Series Walk-Behind**OEM #: **R10301** □ **S210-169** □ **O72-050**AM #: **PARTIAL**

Part Type: Anti-scalp roller kit

**60" Turf Tracer X-Series Walk-Behind**OEM #: **R9187** □ **S165-372** □ **O70-367**AM #: **VERIFIED**

Part Type: Tire, Turfmaster

**60" Turf Tracer X-Series Walk-Behind**OEM #: **S055-166**AM #: **VERIFIED**

Part Type: Ignition coil

**60" Turf Tracer X-Series Walk-Behind**

OEM #: □

AM #: **VERIFIED**

Part Type: Spark plug XC12YC

**60" Turf Tracer X-Series Walk-Behind**OEM #: **R9623**AM #: **PARTIAL**

Part Type: PTO switch

**60" Turf Tracer X-Series Walk-Behind**

OEM #: □

AM #: **PARTIAL**

Part Type: Voltage regulator

**60" Turf Tracer X-Series Walk-Behind**

OEM #: □

AM #: **PARTIAL**

Part Type: Spindle assembly

**60" Turf Tracer X-Series Walk-Behind**

OEM #: □

AM #: **OPEN**

Part Type: Key start switch

**60" Turf Tracer X-Series Walk-Behind**OEM #: **X0938**AM #: **PARTIAL**

Part Type: Electric PTO clutch

**60" Turf Tracer X-Series Walk-Behind**OEM #: **□**AM #: **VERIFIED**

Part Type: Spin-on oil filter

**60" Turf Tracer X-Series Walk-Behind**OEM #: **□**AM #: **VERIFIED**

Part Type: EFI fuel filter

**60" Turf Tracer X-Series Walk-Behind**OEM #: **R12641 □ S265-628 □ O15-114**AM #: **VERIFIED**

Part Type: Ground-drive belt

**60" Turf Tracer X-Series Walk-Behind**

OEM #: [R12015](#) | [S210-037](#) | [O72-020](#)

AM #: **VERIFIED**

Part Type: Anti-scalp roller

**48" Vertex S-Series Stand-On**

OEM #: **R11279** □ **S302-615** □ **O96-321**

AM #: **VERIFIED**

Part Type: Extreme 2 / mulching blade

**48" Vertex S-Series Stand-On**

OEM #: **R11231** □ **S355-229** □ **O92-029**

AM #: **VERIFIED**

Part Type: Notched blade

**48" Vertex S-Series Stand-On**

OEM #: **R16633**

AM #: **PARTIAL**

Part Type: Blade-drive sheave

**48" Vertex S-Series Stand-On**

OEM #: □

AM #: **PARTIAL**

Part Type: Electric starter

49019-7005

142-8149

**48" Vertex S-Series Stand-On**

OEM #:

AM #: **OPEN**

Part Type: In-line fuel filter

**48" Vertex S-Series Stand-On**

OEM #:

AM #: **OPEN**

Part Type: Belt, cog A54

21171-0743

103-8415

**48" Vertex S-Series Stand-On**

OEM #:

AM #: **PARTIAL**

Part Type: Ignition coil assembly

**48" Vertex S-Series Stand-On**

OEM #: **R12015**  **S210-037**  **O72-020**

AM #: **VERIFIED**

Part Type: Anti-scalp roller

48" Vertex S-Series Stand-On

OEM #:

AM #: **VERIFIED**

Part Type: NGK spark plug

48" Vertex S-Series Stand-On

OEM #: **R10301**  **S210-169**  **O72-050**

AM #: **PARTIAL**

Part Type: Anti-scalp roller kit

48" Vertex S-Series Stand-On

OEM #:

AM #: **OPEN**

Part Type: Belt B147.4

48" Vertex S-Series Stand-On

OEM #:

AM #: **OPEN**

Part Type: Micro relay

**48" Vertex S-Series Stand-On**OEM #: AM #: **VERIFIED**

Part Type: Clutch kit

**48" Vertex S-Series Stand-On**OEM #: AM #: **OPEN**

Part Type: Idler arm assembly

**48" Vertex S-Series Stand-On**OEM #: AM #: **OPEN**

Part Type: Spindle &amp; seal assembly

**48" Vertex S-Series Stand-On**OEM #: AM #: **VERIFIED**

Part Type: Spin-on oil filter

**48" Vertex S-Series Stand-On**

OEM #: □

AM #: **PARTIAL**

Part Type: Lower oil seal

**48" Vertex S-Series Stand-On**

OEM #: □

AM #: **PARTIAL**

Part Type: Regulator / rectifier

**48" Vertex S-Series Stand-On**

OEM #: □

AM #: **OPEN**

Part Type: Air filter element

**48" Vertex S-Series Stand-On**

OEM #: □

AM #: **OPEN**

Part Type: Ignition switch assembly

**48" Vertex S-Series Stand-On**OEM #: AM #: **OPEN**

Part Type: Wheel/tire assembly

**48" Vertex S-Series Stand-On**OEM #: **R15731**  **O34-313**AM #: **PARTIAL**

Part Type: Flat idler

21066-7017

21163-0749

**52" Vertex S-Series Stand-On**

OEM #:

AM #: **PARTIAL**

Part Type: Regulator / rectifier

**52" Vertex S-Series Stand-On**

OEM #:

AM #: **PARTIAL**

Part Type: Electric starter

126-9187

126-6285

**52" Vertex S-Series Stand-On**

OEM #: **R15731**  **O34-313**

AM #: **PARTIAL**

Part Type: Flat idler

**52" Vertex S-Series Stand-On**

OEM #:

AM #: **OPEN**

Part Type: Ignition switch assembly

92049-7028

116-9981

**52" Vertex S-Series Stand-On**

OEM #:

AM #: **PARTIAL**

Part Type: Lower oil seal

**52" Vertex S-Series Stand-On**

OEM #: **R10301**  **S210-169**  **O72-050**

AM #: **PARTIAL**

Part Type: Anti-scalp roller kit

142-8149

126-6626-SL

**52" Vertex S-Series Stand-On**

OEM #:

AM #: **OPEN**

Part Type: Belt, cog A54

**52" Vertex S-Series Stand-On**

OEM #:

AM #: **OPEN**

Part Type: Deck belt

**52" Vertex S-Series Stand-On**OEM #: AM #: **PARTIAL**

Part Type: Ignition coil assembly

**52" Vertex S-Series Stand-On**OEM #: AM #: **OPEN**

Part Type: In-line fuel filter

**52" Vertex S-Series Stand-On**OEM #: **R11267**  **S355-291**  **O92-030**AM #: **VERIFIED**

Part Type: Notched blade

**52" Vertex S-Series Stand-On**OEM #: AM #: **OPEN**

Part Type: Blade-drive sheave

**60" Turf Tracer X-Series Walk-Behind**OEM #: AM #: **OPEN**

Part Type: Deck belt

**52" Vertex S-Series Stand-On**OEM #: **R12015**  **S210-037**  **O72-020**AM #: **VERIFIED**

Part Type: Anti-scalp roller

**52" Vertex S-Series Stand-On**OEM #: AM #: **VERIFIED**

Part Type: Clutch kit

**52" Vertex S-Series Stand-On**OEM #: AM #: **VERIFIED**

Part Type: Spin-on oil filter

**52" Vertex S-Series Stand-On**OEM #: AM #: **OPEN**

Part Type: Spindle &amp; seal assembly

**52" Vertex S-Series Stand-On**OEM #: AM #: **VERIFIED**

Part Type: NGK spark plug

**52" Vertex S-Series Stand-On**OEM #: AM #: **OPEN**

Part Type: Micro relay

**52" Vertex S-Series Stand-On**OEM #: AM #: **OPEN**

Part Type: Air filter element

**52" Vertex S-Series Stand-On**OEM #: [R11267](#) [S302-619](#) [O96-322](#)AM #: **VERIFIED**

Part Type: Extreme 2 / toothed blade

**52" Vertex S-Series Stand-On**OEM #: AM #: **OPEN**

Part Type: Wheel/tire assembly

**Verify by serial****60" Turf Tracer X-Series Walk-Behind**OEM #: AM #: **OPEN**

Part Type: 60 in blade